

SISO GLASS fittings

for
furniture



- high quality furniture fittings



The technical descriptions and dimensions in this catalogue, also those with the photographs and drawings, are not binding. We reserve the right to make design improvements.

We bear no liability for any misprints or other errors that might occur in the production of the catalogue.

SISO A/S tager forbehold for trykfejl samt ændringer i produktets specifikationer.

Für Druckfehler und Irrtümer ist jede Haftung ausgeschlossen. Produktänderungen behalten wir uns vor.



- high quality furniture fittings

SISO A/S
MILEPARKEN 11
DK - 2740 SKOVLUNDE
(COPENHAGEN)
DENMARK
PHONE: (+45) 45 830 900
FAX: (+45) 45 830 444

DISTRIBUTOR

GLASS CONNECTORS	5-7
----------------------------	-----



GLASS DOOR LOCK & ACCESSORIES	8-24
---	------



SHELF SUPPORTS FOR GLASS	25-29
------------------------------------	-------



CABLE SIGN SYSTEM	30-31
-----------------------------	-------



ADJUSTABLE SHELF SUPPORT "PELICANS"	32-33
---	-------



"SLOPE" SHELF BRACKET	34-35
---------------------------------	-------



ZAMAK GLASS CLAMPS	36-37
------------------------------	-------



CABINET HINGE "EASY"	38-40
--------------------------------	-------



GLASS DOOR HINGES - DRILLING	41-51
--	-------



HINGES FOR UV-GLUE	52-54
------------------------------	-------



GLASS PIVOT HINGE - NO DRILLING	55-57
---	-------



GLASS DOOR HINGES - NO DRILLING	57-58
---	-------



MAGNETIC TOUCH LATCHES	59-60
----------------------------------	-------



STRIKING PLATES	61
---------------------------	----



GLASS DOOR PULL F/SLIDING DOORS	62
---	----



GLASS DOOR HANDLE - NO DRILLING	62
---	----



ACCESSORIES F/MIRRORS	63
---------------------------------	----



SIGNBOARD SCREWS & HOLDERS	64-66
--------------------------------------	-------



ALUMINIUM SHELVES W/LED & ALU PROFILES	67
--	----



SUCTION PADS & BUMPERS	67
----------------------------------	----



DISCS & LEGS F/GLASS TABLE TOPS	68
---	----



TWISTER - THE LEG CONNECTOR	69-70
---------------------------------------	-------



SHELVING LEG SYSTEM "THE POST".	71
---	----



GLASS CONNECTORS - TYPE "MAXI"

ZAMAK - GLASS THICKNESS 4-6 MM

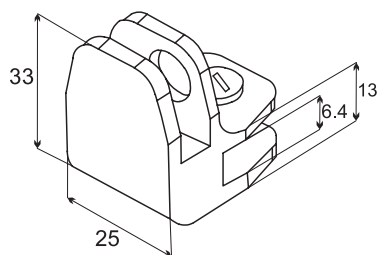
- high quality furniture fittings



GLASS CONNECTOR 2-WAY 90°

33 x 33 x 25 mm height

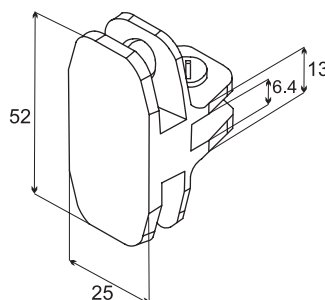
Chrome plated # 22.10.100



GLASS CONNECTOR 3-WAY T-JOINT

52 x 33 x 25 mm height

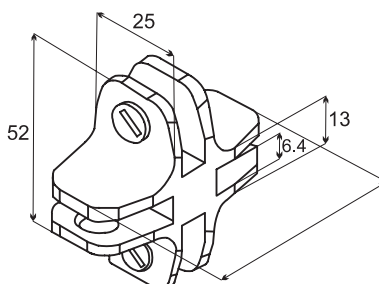
Black anodized # 22.10.112
Alu finish # 22.10.113



GLASS CONNECTOR 4-WAY 90°

52 x 52 x 25 mm height

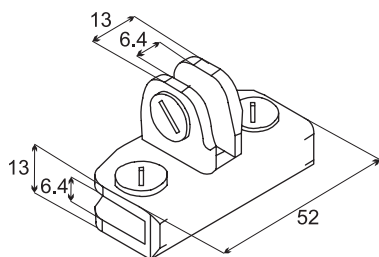
Black anodized # 22.10.122
Alu finish # 22.10.123



GLASS CONNECTOR 3-WAY T-JOINT

Closed end - bottom/top connector

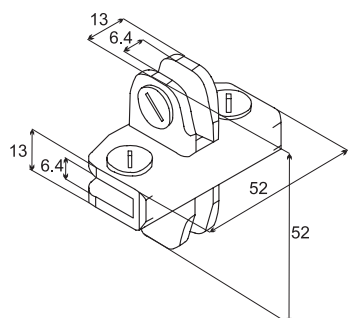
Chrome plated # 22.10.130
Black anodized # 22.10.132



GLASS CONNECTOR 4-WAY 90°

Closed end - bottom/top connector

Chrome plated # 22.10.140
Black anodized # 22.10.142



GLASS CONNECTORS - TYPE "MINI" ZAMAK - GLASS THICKNESS 4 - 5.5 MM

GLASS CONNECTOR HINGE

60 mm open width x 40 mm height.

Chrome plated # 22.10.010
Brass plated # 22.10.011



GLASS CONNECTOR HINGE

60 mm open width x 22 mm height.

Chrome plated # 22.10.020
Black anodized # 22.10.022



GLASS CONNECTOR 2-WAY - 90°

33 x 33 mm x 22 mm height

Chrome plated # 22.10.060
Black anodized # 22.10.062



GLASS CONNECTOR 3-WAY - T-JOINT

52 x 34 mm x 22 mm height

Brass plated # 22.10.041
Black anodized # 22.10.042



GLASS CONNECTOR 4-WAY - 90°

52 x 52 mm x 22 mm height

Chrome plated # 22.10.050
Brass plated # 22.10.051
Black anodized # 22.10.052



GLASS CONNECTOR 4-WAY - 90°

52 x 52 mm x 22 mm height
bottom mounted connector

Chrome plated # 22.10.055



GLASS/GLASS CONNECTOR #CLAW" 2-WAY

- high quality furniture fittings

Application

Connecting glass plates
Drilling required

Material

2 mm steel, nickel plated

Size: 35 x 35 mm

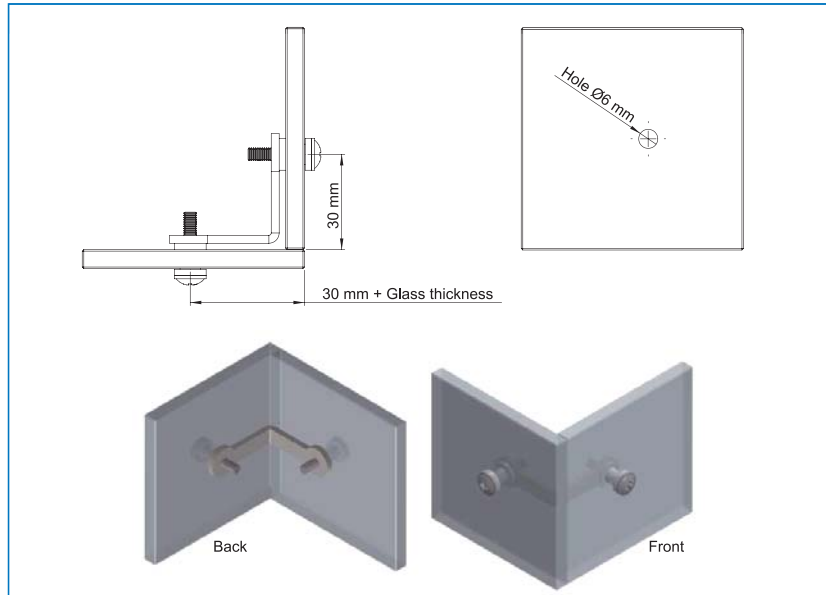
Bore hole: \varnothing 6 mm

Bore distance: 30 mm from
centre to edge + glass thickness

Glass thickness: 4 - 8 mm

Item No.: # 22.10.090

Inclusive transparent tube & washers



GLASS/GLASS CONNECTOR #CLAW" 3-WAY

Application

Connecting glass plates
Drilling required

Material

2 mm steel, nickel plated

Size: 35 x 35 x 35 mm

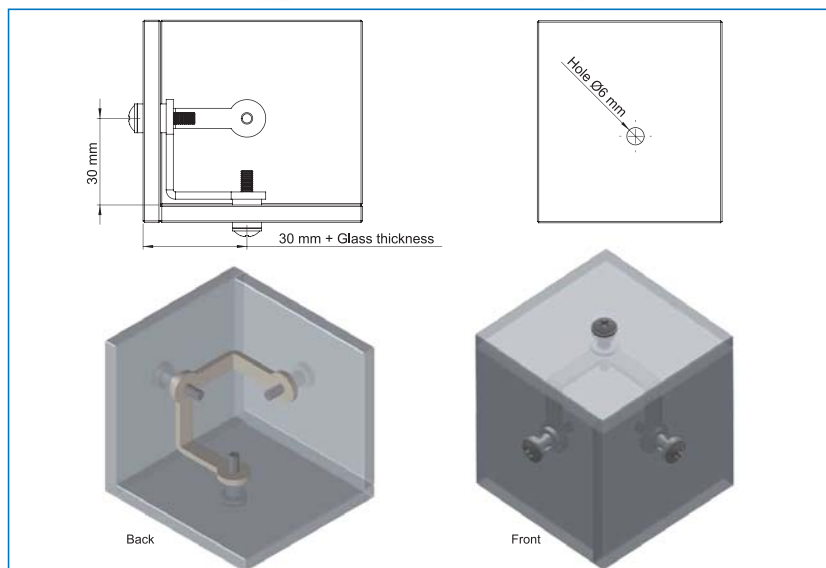
Bore hole: \varnothing 6 mm

Bore distance: 30 mm from
centre to edge + glass thickness

Glass thickness: 4 - 8 mm

Item No.: # 22.10.091

Inclusive transparent tube & washers



GLASS DOOR LOCK "MINI" SLIDING DOORS

MODEL „MINI“

Finish

Chrome plated

Application

Glass sliding door

Accessories for 1 set

1 lock
2 car keys
1 nut

Function

to lock - push the cylinder
to unlock - turn key

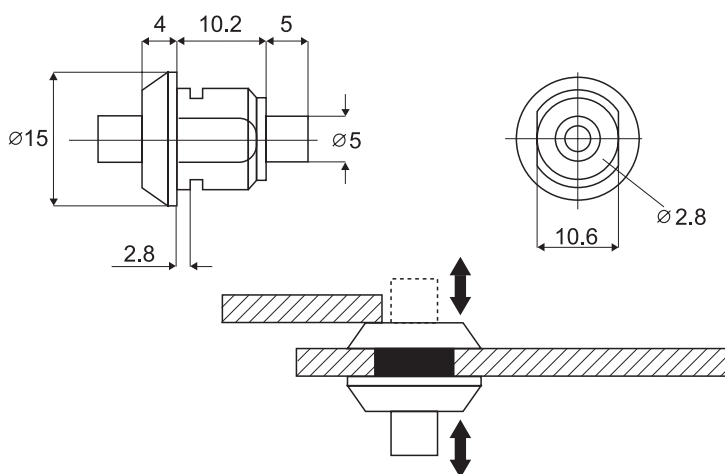
200 key combinations # 14.03.040
key alike # 14.03.041

Options

15 000 key combinations

Packing

100 pcs per box
5 box per export carton



BRASS GLASS DOOR LOCK "SWAN" FOR 8-10 MM GLASS

MODEL "SWAN"

Finish

Gold plated # 14.09.000
Chrome plated # 14.09.001

Material

Brass

Consists of:

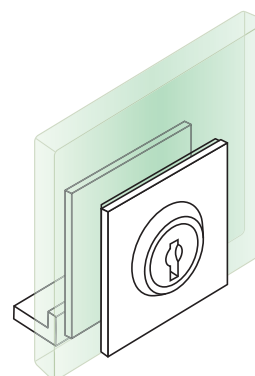
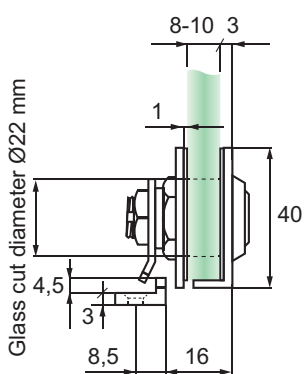
1 cylinder $\varnothing 20 \times 23$ mm
1 front plate w/bottom support
40 x 40 mm
1 back plate 40 x 40 mm
2 SISO metal keys, key alike
2 transparent cushions
1 hexagonal nut
1 off-set brass cam
1 raised brass striker

Function

Turn key 180° to lock or unlock

Packing

100 pcs per export carton



GLASS DOOR LOCK "AUDIO" - NO DRILLING

- high quality furniture fittings

MODEL "AUDIO"

Finish

Plastic black # 14.09.256

Application

Hinged glass doors
particularly for audio/hi-fi cabinets
No boring required

Accessories for one set

1 lock
1 washer
2 screws
2 keys

Function

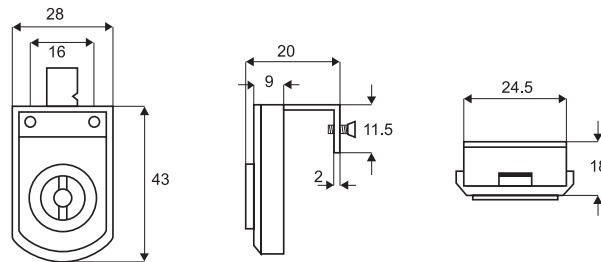
Turn key 180°
to lock or unlock

Specification

Plastic/metal combination
one key change only

Packing

500 pcs per export carton



GLASS DOOR LOCK C409 SLIDING DOORS

MODEL C409

Finish:

Zamak, chrome plated

Application:

Glass sliding doors

Accessories for one set:

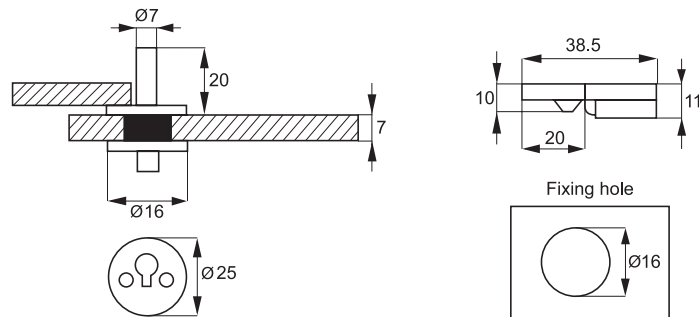
1 plug-in zamak cylinder
1 zamak housing (2 parts)
3 transparent PVC washers
2 steel screws
2 brass keys

Function:

Place cylinder into lock case,
turn and remove key,
key removable in locked
position only

Specification:

Brass lock
25 key combinations # 14.09.300
or key alike # 14.09.315



SOFT PLUG F/SLIDING DOOR LOCK C409

Application:

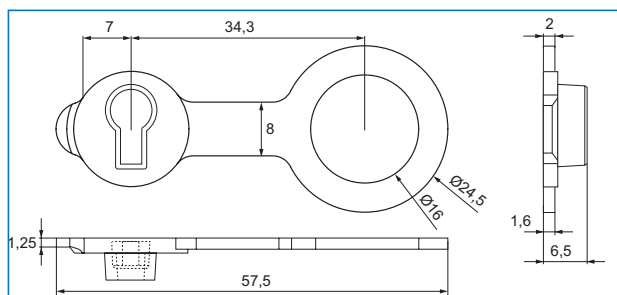
For lock C409 to seal the
cylinder hole when not locked.

Specifications:

Grey silicon RAL 7010

Item No.:

14.09.303



GLASS DOOR LOCK VITRIO "M" - HINGED DOORS

MODEL "VITRIO"

Finish

Chrome plated # 14.09.350
Brass plated # 14.09.360

Application

Double hinged glass doors
Accessories for one set
A) left door
1 decorative cylinder
1 stainless steel front plate
1 hexagonal nut
1 plastic washer
B) right door
1 off-set hook cam
1 stainless steel front plate
1 hexagonal nut
1 plastic washer
2 car keys

Function

Turn key 90° to lock
or unlock

Specification

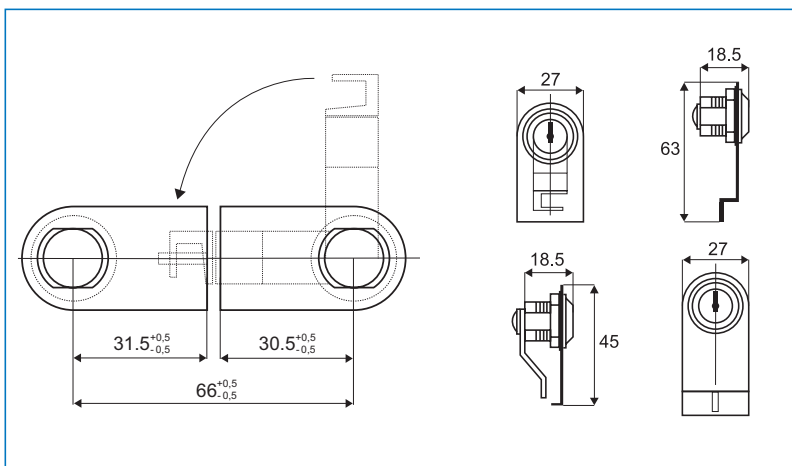
Cylinder zamak
front plates stainless steel
400 key combinations or key alike

Option

Master key system

Packing

300 pcs per export carton
25 pcs per box



GLASS DOOR LOCK NO. 750

Model 750

Finish:

Chrome Pl. - 100 mm - KD # 14.09.025
Chrome Pl. - 100 mm - KA # 14.09.012
Chrome Pl. - 135 mm - KD # 14.09.030
Chrome Pl. - 135 mm - KA # 14.09.013

Application:

Glass sliding doors

Accessories for one set:

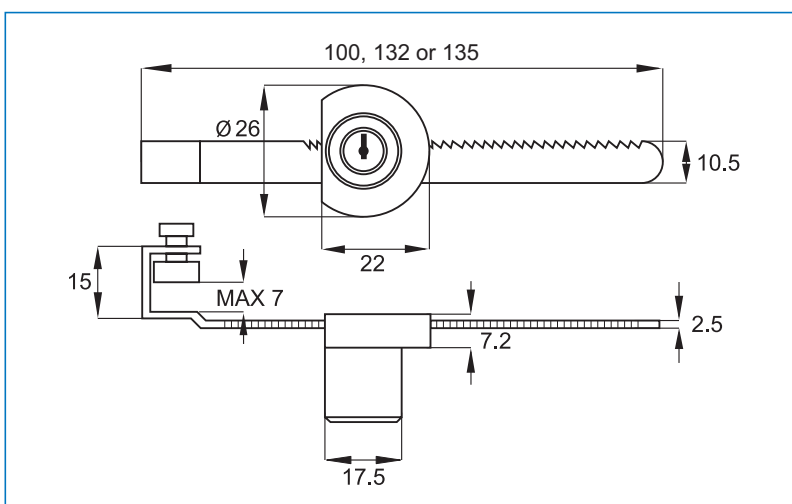
1 removable lock
1 ratchet 100 or 135 mm
1 screw w/protection pad
2 metal keys

Function:

Push the ratchet into the flat
end of the lock
Turn key 180° and remove key
to activate the lock

Specification:

Zamak lock body
Steel ratchet & keys
25 key combinations



PUSH BUTTON LOCK #8600 "M" F/DOUBLE SLIDING GLASS DOORS

- high quality furniture fittings



MODEL # 8600

Finish

Chrome plated # 14.09.420

Alu finish # 14.09.423

Application

Double sliding glass doors
on alu rails

Accessories

1 lock cylinder \varnothing 22 mm

1 grub screw for fastening

2 metal keys, double entry

Function

Push cylinder to lock

Turn key to unlock

Specification

Zamak house: 28 x 24 x 12 mm

400 key combinations or key alike

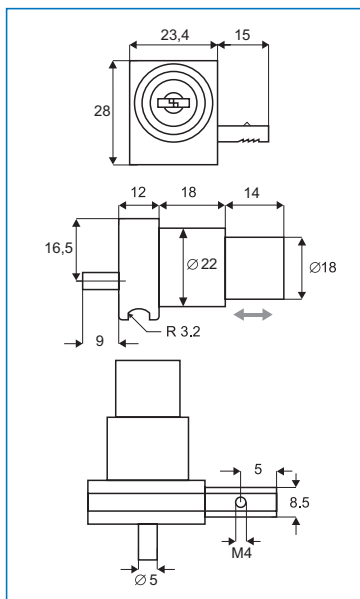
Option:

Master key

Packing:

250 pcs per export carton

25 pcs per box



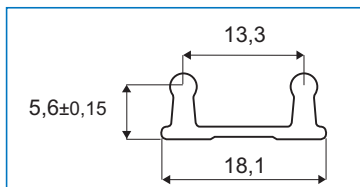
ACCESSORIES

BOTTOM TRACK

Aluminium:

Anodized # 22.26.030

Standard length: 2 metres

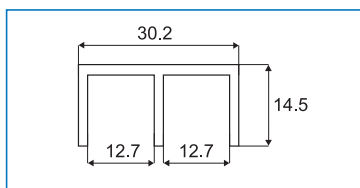


TOP E-TRACK

Aluminium:

Anodized # 22.26.010

Standard length: 2 metres



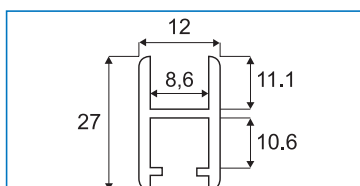
GLASS H-RAIL

Aluminium:

Anodized # 22.26.020

Standard length: 2 metres

For 5 - 6 mm glass thickness

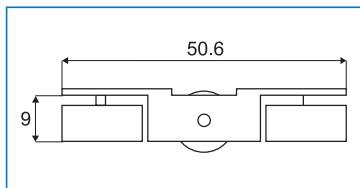


TROLLEY

w/Nylon Wheels

Nickel plated # 22.26.040

Load capacity: 3 kg



U-SPLINE PVC

22.26.060

Rolls of 100 mts



SILENCER

Plastic, clear
Bags of 100 pcs

22.26.070



END CAP ZAMAK

Chrome plated
Alu finish

22.26.050

22.26.049



SYSTEM #8600

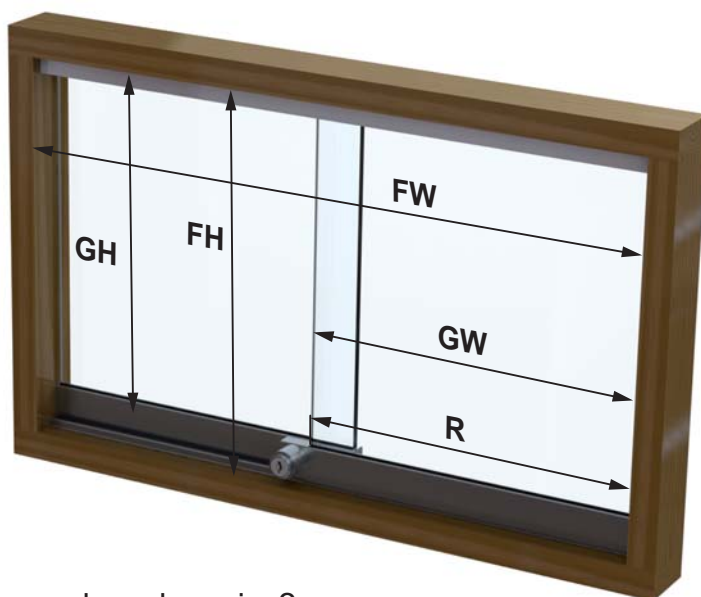
FW = Frame width (inside measurement)

GW = Glass width


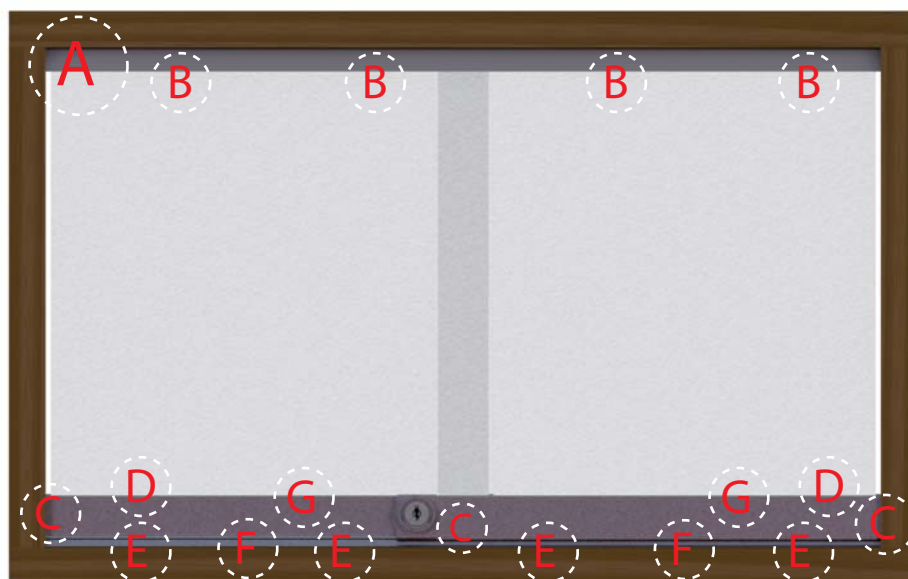
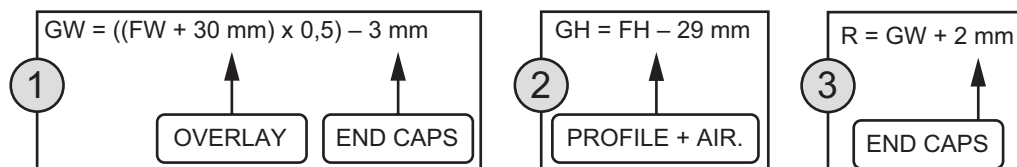
FH = Frame height (inside measurement)

GH = Glass height

R = Rail length



How to prepare glass door size?



PUSH BUTTON LOCK #2010 "M" F/DOUBLE SLIDING GLASS DOORS

- high quality furniture fittings



MODEL #2010

Finish

Alu finish	# 14.09.460
Chrome plated	# 14.09.461
Gold mat plated	# 14.09.463
Gold bright plated	# 14.09.462

Application

Double sliding glass doors
premounted on aluminium frame

Accessories for one set

- 1 cylinder push lock $\varnothing 22$ mm
- 1 universal bottom part
premounted for insertion
into H-rail on left or right side
- 2 grub screws for fastening onto the h-rail
- 5 allen keys for every
20 lock sets for tightening the grub
screws
- 2 car keys, double entry

Function

Push cylinder to lock
and turn key to unlock

Specification

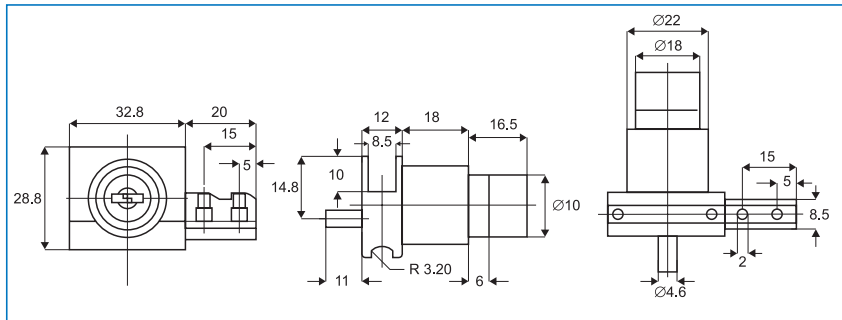
Zamak with 400 key combinations
or key alike

Option

Master key system

Packing

200 pcs per export carton
20 pcs per box



ACCESSORIES

U-SPLINE PVC

22.26.060
Rolls of 100 mts

SILENCER

22.26.070
Plastic, clear
Bags of 100 pcs

END CAP ZAMAK

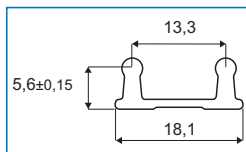
Chrome plated # 22.26.051
Alu finish # 22.26.052



BOTTOM TRACK

Aluminium:

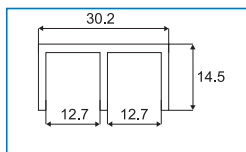
Anodized # 22.26.030
Standard length: 2 metres



TOP E-TRACK

Aluminium:

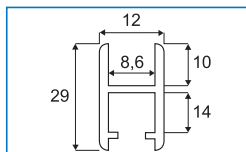
Anodized # 22.26.010
Standard length: 2 metres



GLASS H-RAIL

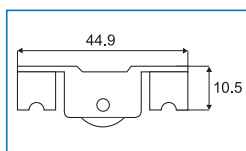
Aluminium:

Anodized # 22.26.021
Standard length: 2 metres
For 5 - 6 mm glass thickness



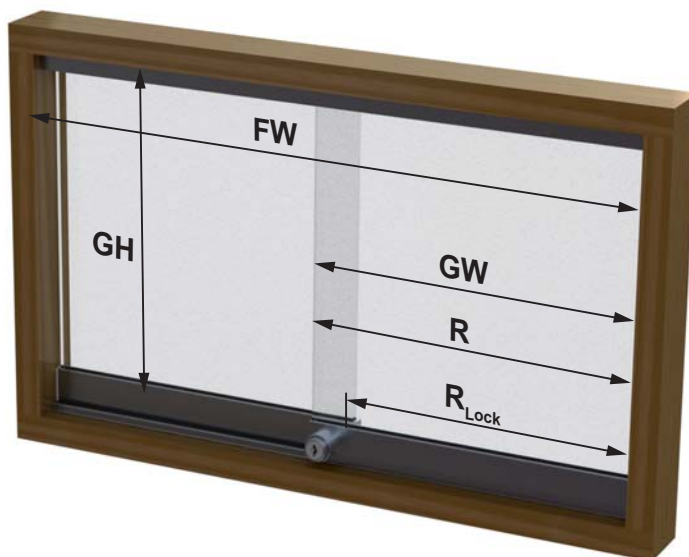
TROLLEY w/Nylon Wheels

Nickel plated # 22.26.041
Load capacity: 3 kg


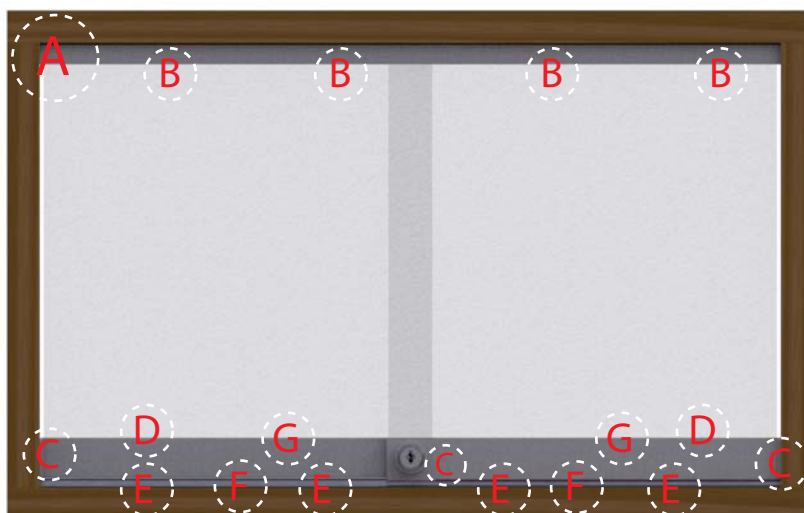
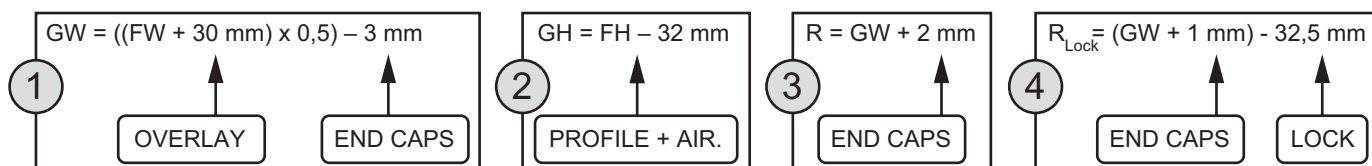


SYSTEM #2010

FW = Frame width (inside measurement)
 GW = Glass width
 FH = Frame height (inside measurement)
 GH = Glass height
 R = Rail length
 R_{Lock} = Rail length for lock



How to prepare glass door size?



PUSH BUTTON LOCK #2740 "M" W/STRIKER

- high quality furniture fittings



Application

Double sliding glass doors
Premounted on aluminium frame

Function

Push & turn cylinder with key to lock
& turn key to unlock.
Can be installed into H-rail
on left or right side

Specification

Zamak with 400 key combinations,
key alike or/and master key system

1 set consists of

- 1 cylinder push lock \varnothing 22 mm
with hook pin
- 1 striker
- 2 round SISO metal keys, double
entry
- 1 hex key 2 mm
- 2 grub screws for fastening
onto the H-rail

Lock #2740 w/striker

- Alu finish - key to differ # 14.09.440
- Alu finish - key alike # 14.09.441
- Alu finish - w/master key # 14.09.442

Packing

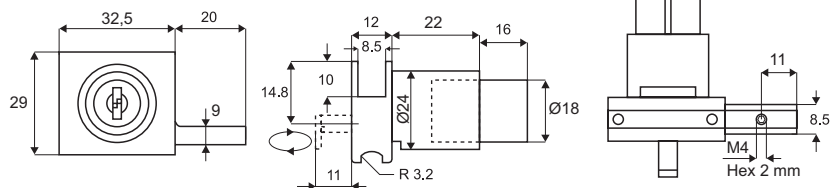
- 150 pcs per export carton
- 15 pcs per box



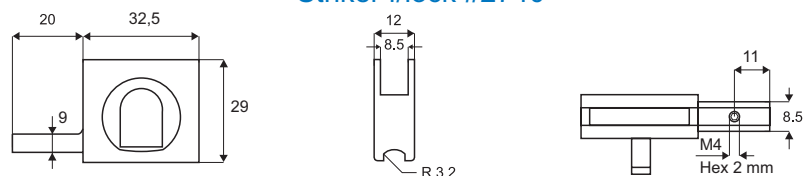
Not for sale in Germany, Austria, Norway & Spain



Lock #2740

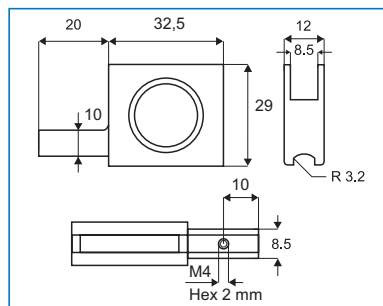


Striker f/lock #2740



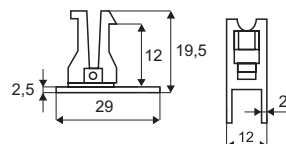
Glass door handle - Plastic

Alu finish # 14.09.445
F/fixing on H-rail w/grub screw



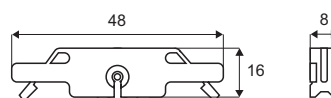
End cap - Plastic

Alu finish # 22.26.053
F/pressing into H-rail



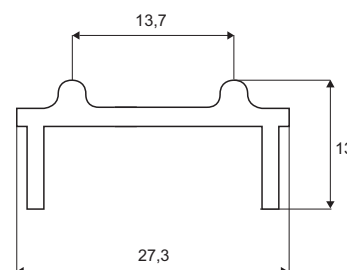
Trolley - w/ball bearing

Zinc plated # 22.26.042
F/fixing on H-rail be use
of tool # 22.26.08
Load capacity: 5 kg pr. trolley



Bottom frame track

Aluminium # 22.26.032
Anodized
2 metres length



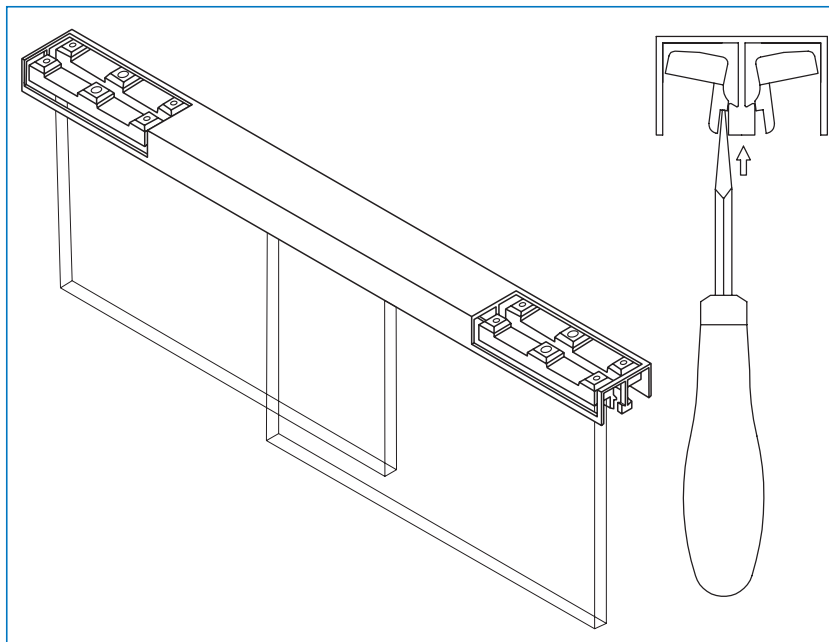
Tool for fixing trolley

Blue # 22.26.080



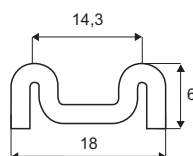
Anti-lift stopper - Plastic

Transparent # 22.26.075
F/pressing into top E-track to prevent
lifting of glass




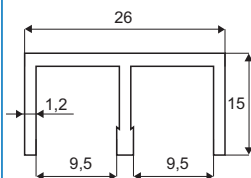
Bottom Track

Aluminium
Anodized # 22.26.031
2 metres length



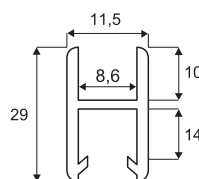
Top E-track with felt

Aluminium
Anodized # 22.26.011
2 metres length



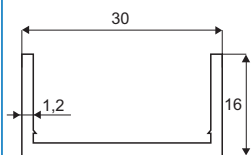
Glass H-rail f/ 5 - 6 mm glass

Aluminium
Anodized # 22.26.023
2 metres length



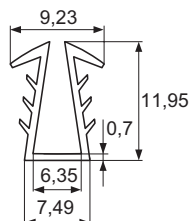
Side & bottom frame track

Aluminium
Anodized # 22.26.025
2 metres length



U-SPLINE PVC

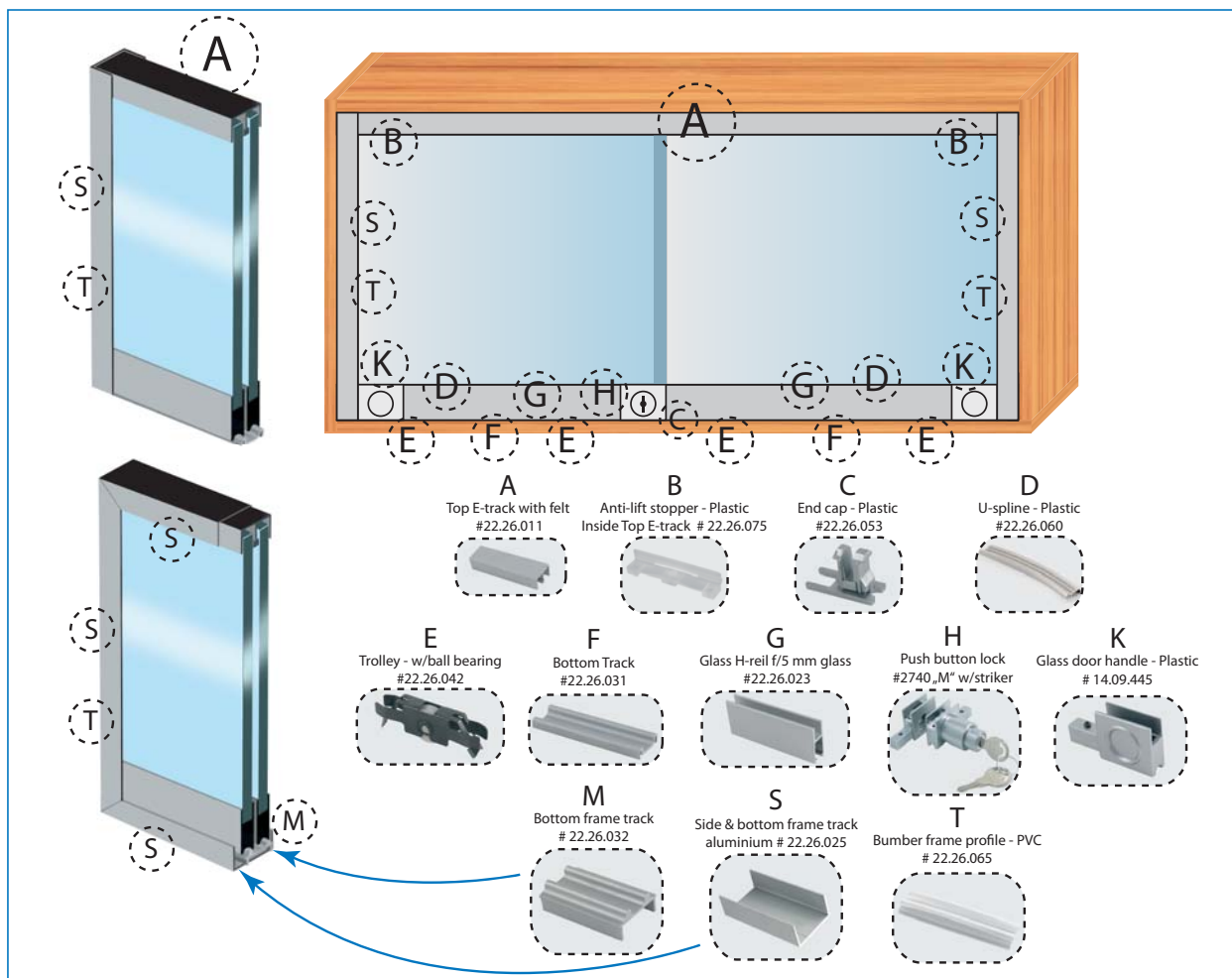
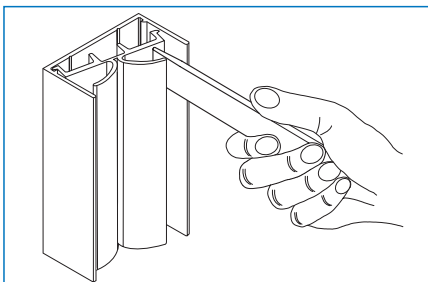
Grey color #22.26.060
Rolls of 100 meters



ACCESSORIES F/LOCK #2740 "M"

Bumper frame profile - PVC

Transparent # 22.26.065
2 metres length



#2740 MODEL

With frame and high bottom rail (like on picture):

$$GW = ((W - 2,50 \text{ mm}) + 30 \text{ mm}) \times 0,5$$



With bumpers at the sides deduct 10 mm from the GW result.

$$GH = H - 40 \text{ mm}$$

PROFILE + AIR.

Without frame and with low bottom rail:

$$GW = (W + 30 \text{ mm}) \times 0,5$$

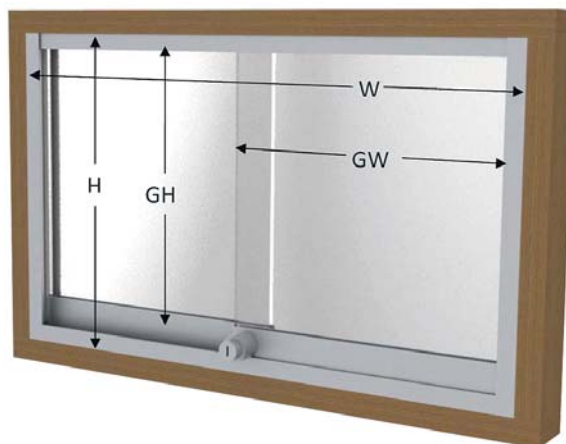
OVERLAY

With bumpers at the sides deduct 10 mm from the GW result.

$$GH = H - 32 \text{ mm}$$

PROFILE + AIR.

W = Inside width of frame
GW = Glass width
H = Inside height of frame
GH = Glass height



GLASS DOOR LOCK #907 "M" - SLIDING DOORS

- high quality furniture fittings

SISO
DENMARK

MODEL #907

Finish

Chrome plated	# 14.09.417
Mat nickel plated	# 14.09.416
Gold plated	# 14.09.418
Black anodized	# 14.09.419

Application

Glass sliding doors

Accessories

- 1 lock
- 2 car keys, double entry
- 2 transparent washers

Function

Push and turn key
90° to lock or unlock

Specification

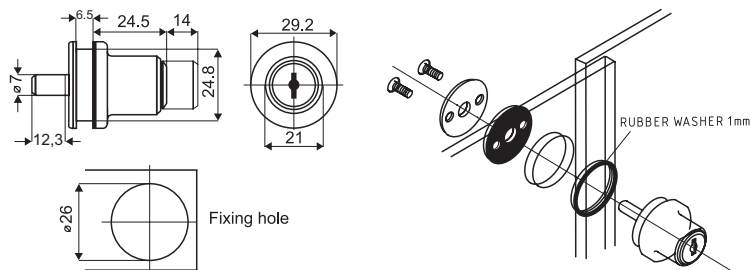
Zamak
400 key combinations or key alike

Options

Master key system

Packing

200 pcs per box



GLASS DOOR LOCK #910 "MIC" SINGLE DOOR, HINGED

MODEL #910

Finish

Chrome plated	# 14.09.108
---------------	-------------

Application

Glass hinged doors	4-6 mm
Bore	Ø 25 mm

Accessories for one set

- 1 cylinder lock
- 5 washer (plastic & rubber)
- 1 zamak stopper
- 2 metal keys, double entry

Function

Turn key 180° to lock or unlock
- w/click sound

Specification

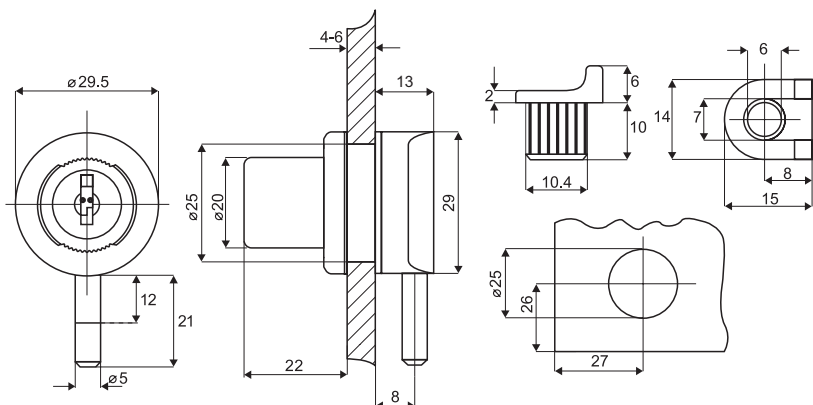
Zamak
400 key combinations or key alike

Options

Master key and
interchangeable system

Packing

240 pcs per export carton



GLASS DOOR LOCK #689 "MIC" SINGLE DOOR, HINGED

MODEL #689

Finish

Chrome plated	# 14.09.130
Mat nickel plated	# 14.09.131
Gold plated	# 14.09.129
Alu finish	# 14.09.132
Black anodized	# 14.09.136

Application

Glass hinged doors 4-6 mm
Bore: Ø 26 mm

Accessories for one set

- 1 cylinder lock
- 5 plastic washer
- 1 zamak stopper
- 2 car keys, double entry

Function

Turn key 180° to lock
or unlock - w/click sound

Specification

Zamak
400 key combinations or key alike

Option

Master key
and interchangeable system

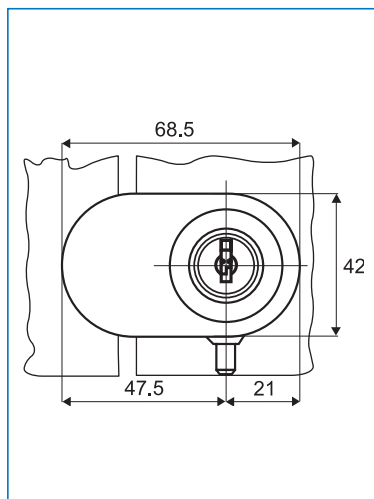
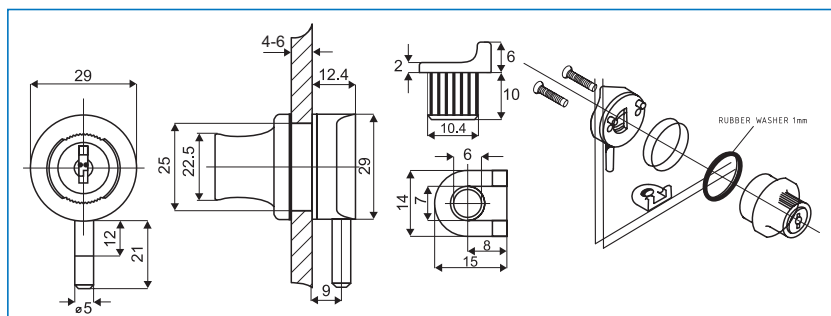
Packing

20/200 pcs per box

Option

Lock can be supplied with special designed plate for double hinged door

Chrome plated	# 14.09.170
Mat nickel plated	# 14.09.171
Alu finish	# 14.09.172
Gold plated	# 14.09.173

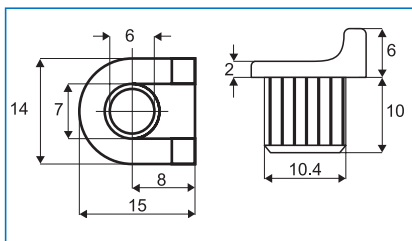


DOOR STOPPER

DOOR STOPPER w/hole

Finish: black plastic # 14.09.118

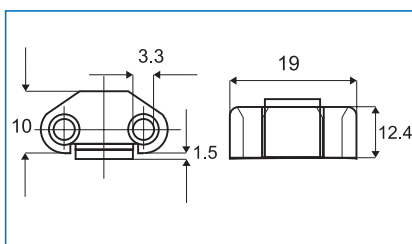
Application: inset glass door hinged
Recommended to use with locks
X-689 and 910 (as a stopper and
striking plate)



DOOR STOPPER w/bumper

Finish: black plastic # 14.09.105

Application: glass door hinged
Recommended to use with lock 0914



GLASS DOOR LOCK #916 "M" DOUBLE OR SINGLE DOORS, HINGED

- high quality furniture fittings



MODEL #916

Finish

Black anodized	# 14.09.047
Chrome plated	# 14.09.048
Gold plated	# 14.09.049

Application

Hinged glass doors	4-6 mm
Bore	Ø 19 mm

Accessories for one set

- 1 cam lock
- 1 straight steel cam
- 1 plastic washer + 1 hex nut
- 1 flat striking plate: 11 x 57 mm
- 2 car keys, double entry
- 1 front plate zamak

Function

Turn key 180° to lock
or unlock - w/click action

Specification

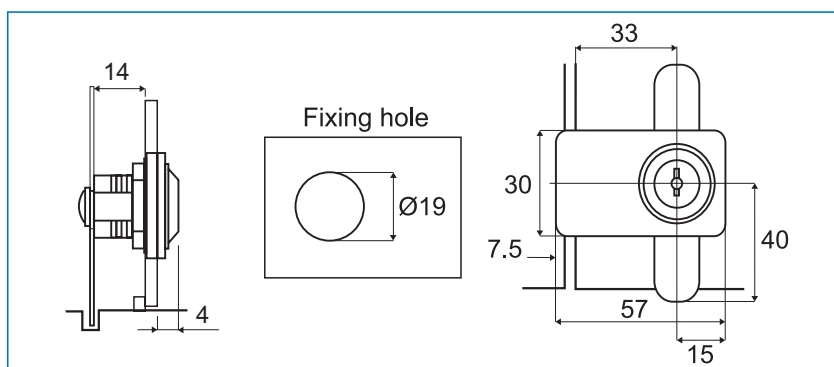
Plate & house: zamak
400 key combinations or key alike

Option

Master key system

Packing

12 pcs per box
240 pcs per export carton



GLASS DOOR LOCK "SAFE" "M" SINGLE DOOR, HINGED

MODEL "SAFE"

Finish

Chrome plated	# 14.09.320
---------------	-------------

Application

Single glass door, hinged	
Bore	Ø 19 mm

Accessories for one set

- 1 cam lock
- 1 hexagonal nut
- 1 plastic washer
- 1 straight cam
- 1 front plate
- 1 flat striking plate
- 2 car keys, double entry

Function

Turn key 90°
to lock or unlock - w/click sound

Specification

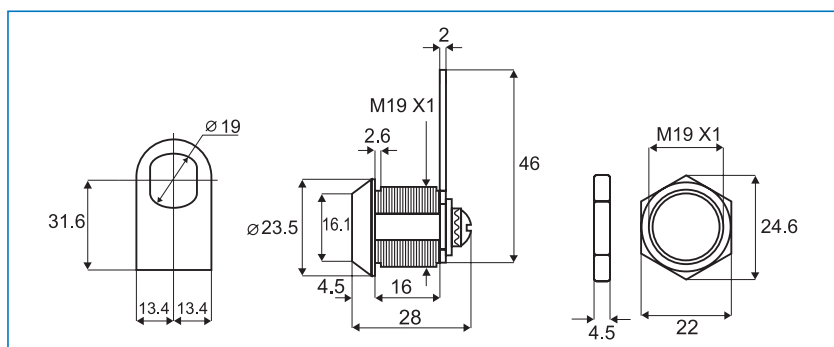
Zamak
400 key combinations or key alike

Option

Master key system

Packing

12 pcs per box
240 pcs per export



GLASS DOOR LOCK "VETRO" "MIC" SINGLE DOOR, HINGED

MODEL "VETRO"

Finish

Chrome plated	# 14.09.261
Gold plated	# 14.09.260
Black anodized	# 14.09.262

Application

Single glass door, hinged
No boring required

Glass thickness: 4 - 6 mm

Accessories for one set

- 1 lock w/front plate:
- 2 fastening screws
- 1 flat striking plate
- 2 car keys double entry
- 1 plastic distance plate

Function

Turn key 180° to lock
and reverse to unlock

Specification

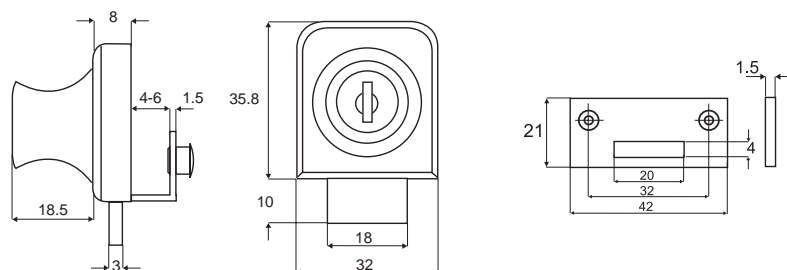
Zamak
400 key combinations
or key alike

Option

Master key
and interchangeable system

Packing

24 pcs per box
240 pcs per export carton



GLASS DOOR LOCK "VETRO-DOUBLE" "MIC" DOUBLE DOORS, HINGED

MODEL "VETRO-DOUBLE"

Finish

Chrome plated	# 14.09.270
Gold plated	# 14.09.271
Black anodized	# 14.09.272

Application

Double glass doors, hinged
No boring required

Glass thickness: 4 - 6 mm

Accessories for one set

- 1 lock w/front plate
- 2 fastening screws
- 1 flat striking plate
- 2 car keys double entry
- 1 plastic distance plate

Optionals

Door stopper	# 14.09.118
Spring stopper	# 14.09.119

Function

Turn key 180°
to lock and reverse to unlock

Specification

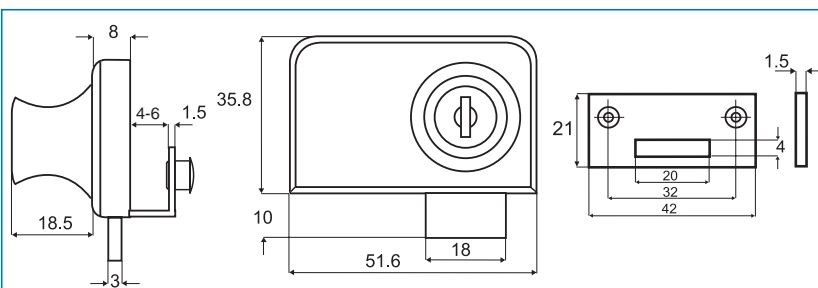
Zamak, 400 key combinations
or key alike

Option

Master key
and interchangeable system

Packing

24 pcs per box
240 pcs per export carton



GLASS DOOR LOCK #64081 "MIC" SINGLE DOOR, HINGED

- high quality furniture fittings

MODEL #64081

Finish

Chrome plated	# 14.09.210
Gold plated	# 14.09.211
Black anodized	# 14.09.212

Application

Single glass door, hinged
No boring required

Glass thickness: 4 - 6 mm

Accessories for one set

- 1 lock w/front plate
- 2 fastening screws
- 1 flat striking plate
- 2 car keys double entry
- 1 plastic distance plate

Function

Turn key 180° to lock
and reverse to unlock

Specification

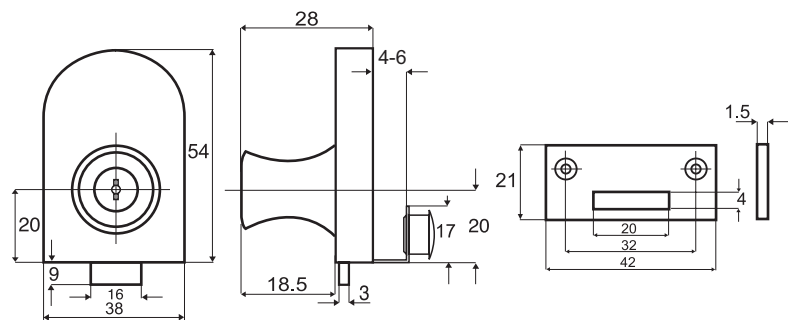
Zamak
400 key combinations
or key alike

Option

Master key
and interchangeable system

Packing

20 pcs per box
200 pcs per export carton



GLASS DOOR LOCK #917 "MIC" NO BORE - DOUBLE DOORS, HINGED

MODEL #917

Finish

Chrome plated	# 14.09.220
Alu finish	# 14.09.223

Application

Double glass doors, hinged
No boring required

Glass thickness: 4 - 6 mm

Accessories for one set

- 1 lock w/large front plate
- 2 fastening screws
- 1 flat striking plate
- 2 car keys double entry
- 1 plastic distance plate

Optionals

Door stopper	# 14.09.118
Spring stopper	# 14.09.119

Function

Turn key 180° to lock
and reverse to unlock

Specification

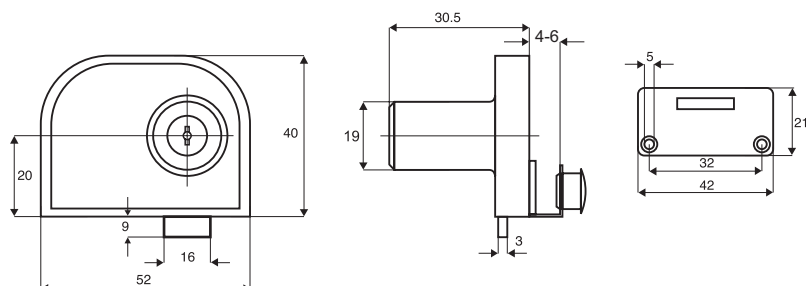
Zamak
400 key combinations or key alike

Option

Master key
and interchangeable system

Packing

12 pcs per box
240 pcs per export box carton



GLASS DOOR LOCK #918 "MIC" NO BORE - SINGLE DOOR, HINGED

MODEL No. 918

FINISH

Chrome plated # 14.09.217
Alu finish # 14.09.217-1

Application

Single glass doors, hinged
No boring required

Glass thickness: 4 - 6 mm

Accessories for one set

1 lock w/front plate
2 fastening screws
1 flat striking plate
2 car keys double entry
1 plastic distance plate

Optionals

Door stopper # 14.09.118
Spring stopper # 14.09.119

Function

Turn key 180°
to lock and reverse to unlock

Specification

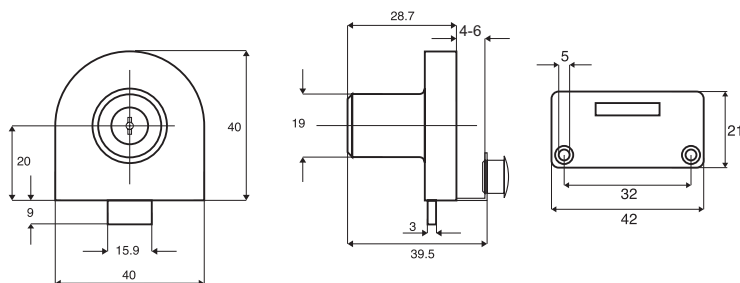
Zamak
400 key combinations or key alike

Option

Master key
and interchangeable system

Packing

12 pcs per box
240 pcs per export carton



STRIKER (FOR LOCK #918) FOR DOUBLE HINGED DOORS

MODEL "STRIKER"

Finish

Chrome plated # 14.09.246
Alu finish # 14.09.247
Gold plated # 14.09.248

Application

Double glass door, hinged
No boring required

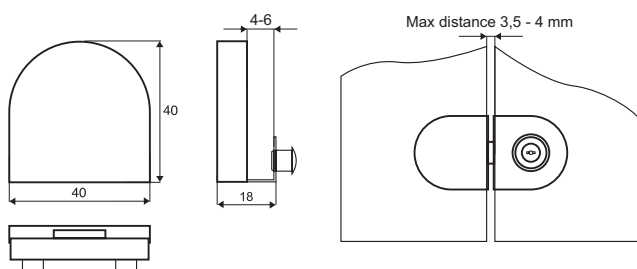
Glass thickness: 4 - 6 mm

Accessories for one set

1 lock w/front plate
2 fastening screws
1 flat striking plate
1 plastic distance plate

Packing

24 pcs per box
240 pcs per export carton



SHELF SUPPORTS FOR GLASS

- high quality furniture fittings

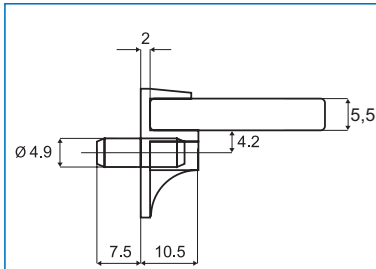
SISO
DENMARK

GLASS SHELF SUPPORT

- with retainer

Material: Steel pin Ø 5 mm, bright zinc plated and transparent plastic support with retainer

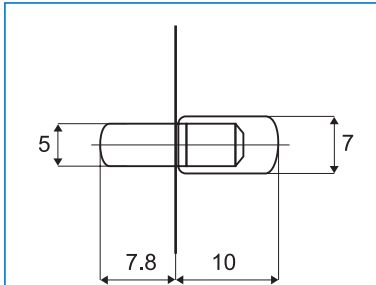
Suitable for GLASS THICKNESS
5,5 mm # 22.02.080



GLASS SHELF SUPPORT "CRISTAL"

Material: Steel pin Ø 5 mm, mantled with transparent plastic to 7 mm diam.

Bright zinc plated # 22.02.037
Brass plated # 22.02.038



GLASS SHELF SUPPORT

with slide lock No. 1630

- moulded in sets (left + right)

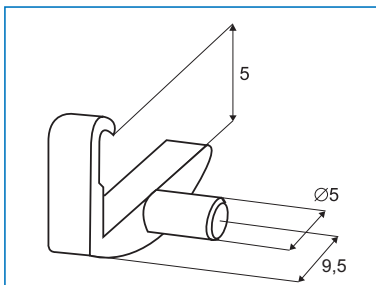
Material: transparent plastic # 22.02.082

Pin: Ø 5 mm

Bore hole: 9,5 mm from edge

Glass: 5 mm

Packing: 3500 pcs



GLASS SHELF SUPPORT "PARROT"

w/clip fixing to secure the glass

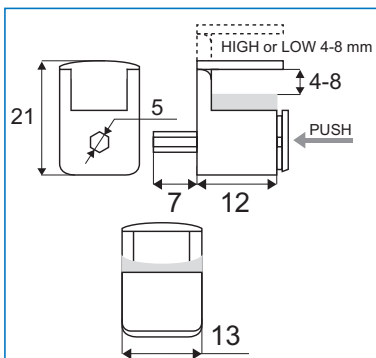
Material: Zamak, Nickel plated

Pin: Ø 5 mm

Glass thickness: 4 - 8 mm

Item No. # 22.02.456

Packing: 1000 pcs per export carton



SHELF SUPPORT - w/ flexible Retainer for GLASS SHELVES (min. 5mm)

Material: Plastic

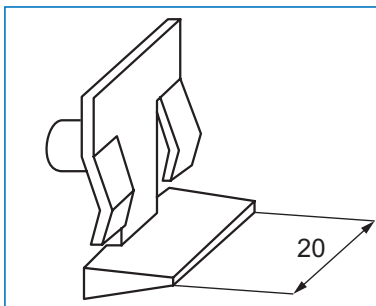
PIN: 5 mm

Colours

White # 22.02.066

Black # 22.02.067

For glass minimum 5mm

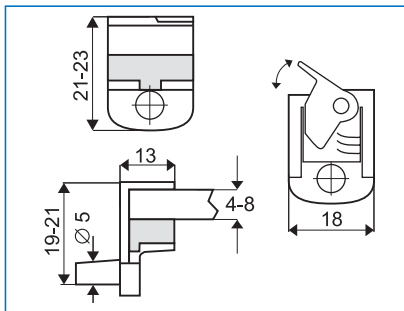


SHELF SUPPORTS FOR GLASS

SHELF SUPPORT "ALFA" - w/ catch
for glass 4-8 mm
with eccentric Pin Ø 5 mm
Zamak
Nickel plated # 22.02.245

Options

Without pin but with hole Ø 5 mm for screw

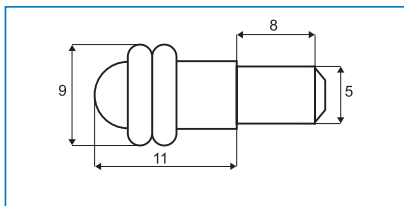


SHELF SUPPORT
w/2 rubber O-rings

Material
Steel, NPL

22.02.200

Packing
5000 pcs



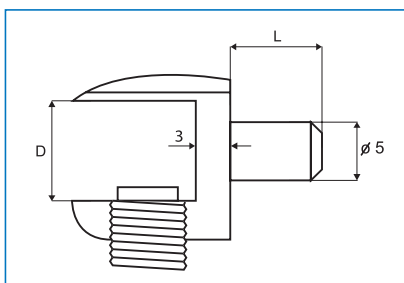
SHELF SUPPORT
w/soft plastic screw

Material

Zamak, nickel plated

Sizes: D Ø L
8 mm 5 mm 8 mm # 22.02.231
5 mm 5 mm 8 mm # 22.02.230

Packing
1000 pcs



SHELF SUPPORT W/SUCTION PAD

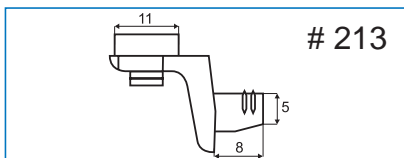
Material

Zamak, nickel plated

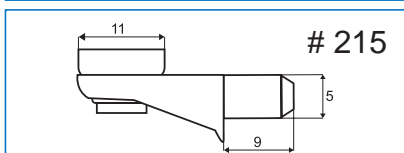
NO.213 # 22.02.240

NO.215 # 22.02.241

Packing
2500 pcs



213



215



SHELF SUPPORT - "Double" - Brass -
w/2 black rubber rings

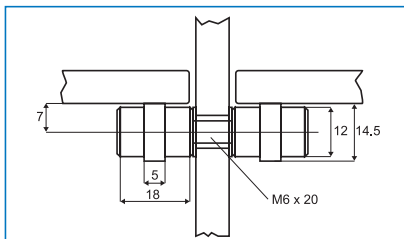
Material: Brass, nickel plated

Size: 2 pcs each Ø12 x 18 mm

Bore: Ø8 mm

Glass thickness: 6 - 8 mm

Item No.: # 22.02.116



SHELF SUPPORT - "Double" - Steel -
w/2 transparent rings

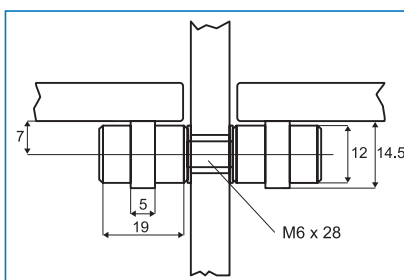
Material: Steel, chrome plated

Size: 2 pcs each Ø12 x 19 mm

Bore: Ø8 mm

Glass thickness: 4 - 8 mm

Item No.: # 22.02.111



SHELF SUPPORTS FOR GLASS

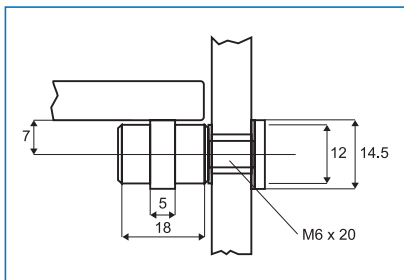
- high quality furniture fittings

SISO
DENMARK

SHELF SUPPORT - "Single" - Brass - w/1 black rubber ring

Material: Brass, nickel plated
Size: $\varnothing 12 \times 18$ mm
Bore: $\varnothing 8$ mm
Glass thickness: 6 - 8 mm

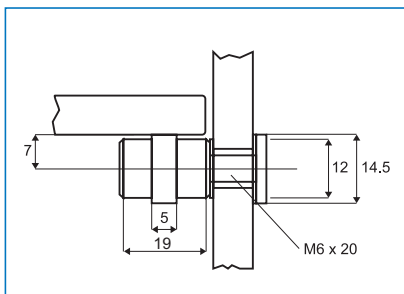
Item No.: # 22.02.115



SHELF SUPPORT - "Single" - Steel - w/1 transparent ring

Material: Steel, chrome plated
Size: $\varnothing 12 \times 19$ mm
Bore: $\varnothing 8$ mm
Glass thickness: 4 - 8 mm

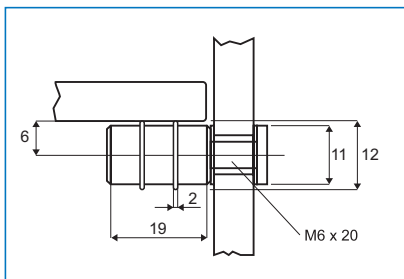
Item No.: # 22.02.106



SHELF SUPPORT - "Single" - Steel - w/2 transparent rings

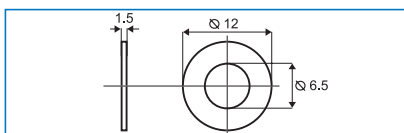
Material: Steel, chrome plated
Size: $\varnothing 11 \times 19$ mm
Bore: $\varnothing 8$ mm
Glass thickness: 4 - 8 mm

Item No.: # 22.02.105



EXTRA RUBBER washer for shelf support # 22.02.115 & 116

Transparent # 22.02.114



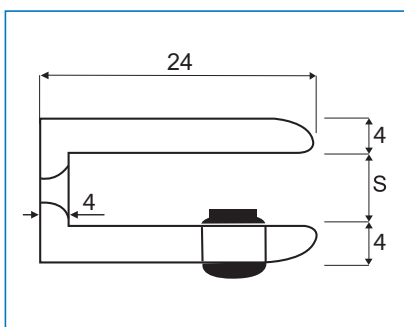
SHELF SUPPORT - Cylindrical Mounting with wood screw $\varnothing 4,5$ mm

Material: Zamak

Sizes

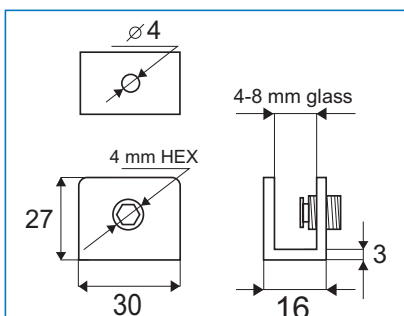
	\varnothing	S	
CPL	$\varnothing 17$ mm	4 - 6 mm	# 22.02.220
ALU	$\varnothing 17$ mm	4 - 6 mm	# 22.02.221
CPL	$\varnothing 20$ mm	8 - 10 mm	# 22.02.210
ALU	$\varnothing 20$ mm	8 - 10 mm	# 22.02.213

Packing
100 pcs



GLASS SHELF SUPPORT "SQUARE" w/ $\varnothing 4$ mm screw hole, CSK

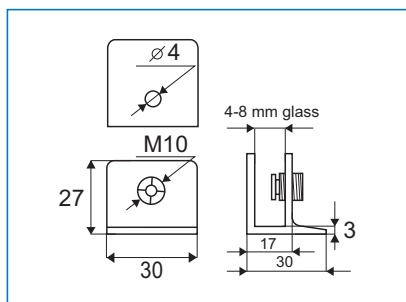
Material: Zamak
Size: (W/H/D) 30 x 27 x 16 mm
Glass thickness: 4 - 8 mm
Chrome plated # 22.02.560
Alu finish # 22.02.561
SS-look # 22.02.563



SHELF SUPPORTS FOR GLASS

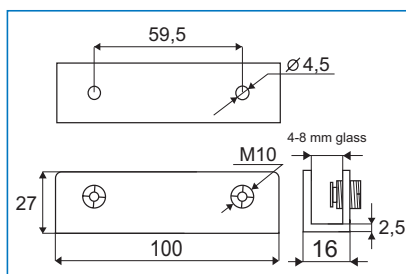
GLASS SHELF SUPPORT "SQUARE" "X-STRONG"

Material: Zamak
Size: (W/H/D) 30 x 30 x 27 mm
Glass thickness: 4 - 8 mm
Mounting: Ø 4 mm CSK hole
 Chrome plated # 22.02.610
 Alu finish # 22.02.611



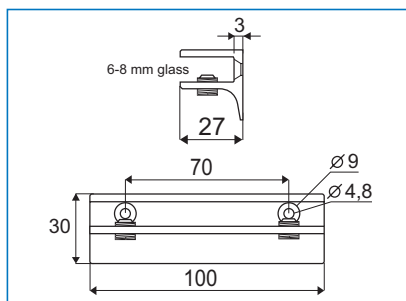
GLASS SHELF SUPPORT "SQUARE XL"

Material: Zamak
Size: (W/H/D) 100 x 16 x 27 mm
Glass thickness: 4 - 8 mm
Mounting: Ø 4 mm CSK hole
 Chrome plated # 22.02.565
 Alu finish # 22.02.566



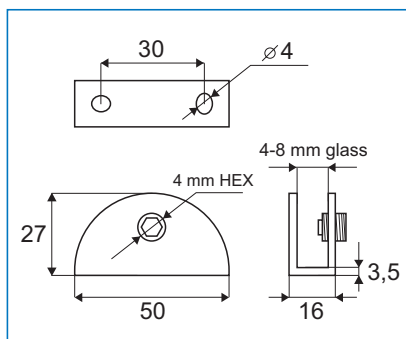
GLASS SHELF SUPPORT "SHELFIE"

Material: Zamak
Size: (W/H/D) 100 x 30 x 27 mm
Glass thickness: 6 - 8 mm
Mounting: Ø 5 mm CSK Holes
 Item No.: # 22.02.625



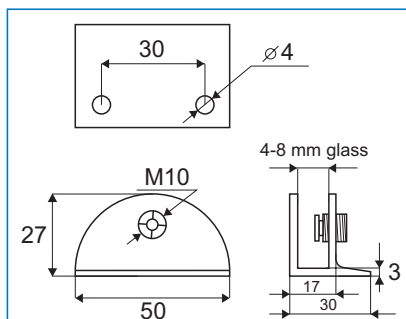
GLASS SHELF SUPPORT "HALF MOON" w/Ø4 mm screw hole, CSK

Material: Zamak
Size: (W/H/D) 50 x 16 x 27 mm
Glass thickness: 4 - 8 mm
 Chrome plated # 22.02.570
 Alu finish # 22.02.571
 SS-look # 22.02.573



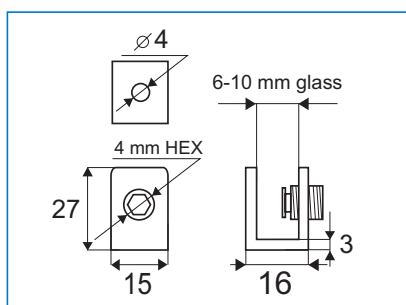
GLASS SHELF SUPPORT "HALF-MOON" "X-STRONG"

Material: Zamak
Size: (W/H/D) 50 x 30 x 27 mm
Glass thickness: 4 - 8 mm
Mounting: Ø 4 mm CSK hole
 Chrome plated # 22.02.620
 Alu finish # 22.02.621



GLASS SHELF SUPPORT "MUS" w/Ø4 mm screw hole, CSK

Material: Zamak
Size: (W/H/D) 15 x 16 x 27 mm
Glass thickness: 6 - 10 mm
 Chrome plated # 22.02.600
 Alu finish # 22.02.601
 SS-look # 22.02.603



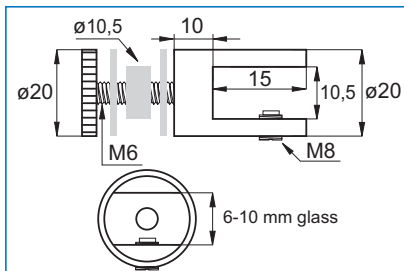
SHELF SUPPORTS FOR GLASS

- high quality furniture fittings

SISO
DENMARK

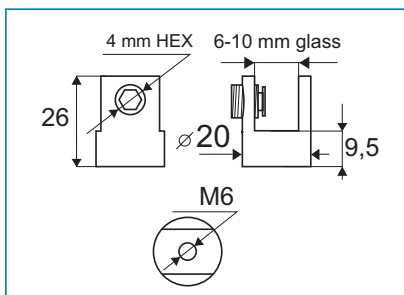
GLASS SHELF SUPPORT "CYLINDRICAL" F/GLASS WALL FIXING

Material: Brass
Size: Ø 20 x 26 mm
Glass thickness: 6 - 10 mm
Chrome plated # 22.02.235



GLASS SHELF SUPPORT "CYLINDRICAL" w/M6 mm screw hole

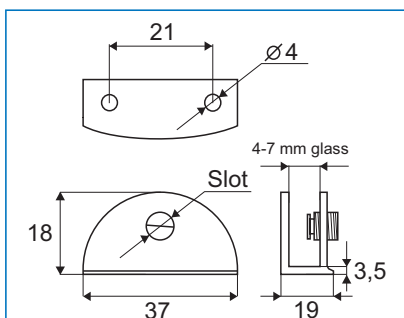
Material: Zamak
Size: Ø 20 x 26 mm
Glass thickness: 6 - 10 mm
Chrome plated # 22.02.226
Alu finish # 22.02.227
SS-look # 22.02.228



GLASS SHELF SUPPORT "DOME" SMALL w/Ø4 mm screw hole, CSK

Material: Zamak, Chrome plated
Size: (W/H/D) 37 x 19 x 18 mm
Glass thickness: 4 - 7 mm
Item No. # 22.02.575

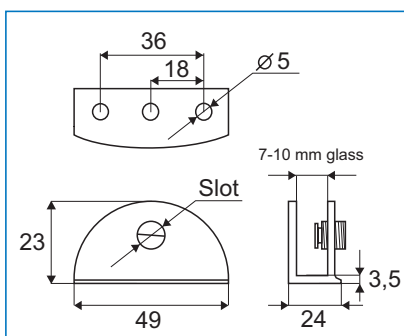
Inclusive screws and wall plugs



GLASS SHELF SUPPORT "DOME" LARGE w/Ø5 mm screw holes, CSK

Material: Zamak
Size: (W/H/D) 49 x 24 x 23 mm
Glass thickness: 7 - 10 mm
Chrome plated # 22.02.580

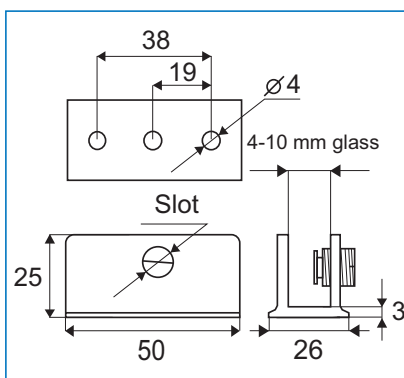
Inclusive screws and wall plugs



GLASS SHELF SUPPORT "RECTA" LARGE w/Ø5 mm screw holes, CSK

Material: Zamak, Chrome plated
Size: (W/H/D) 50 x 26 x 25 mm
Glass thickness: 4 - 10 mm
Item No. # 22.02.595

Inclusive screws and wall plugs



CABLE SIGN SYSTEM F/WALL MOUNTING ALUMINIUM ANODIZED

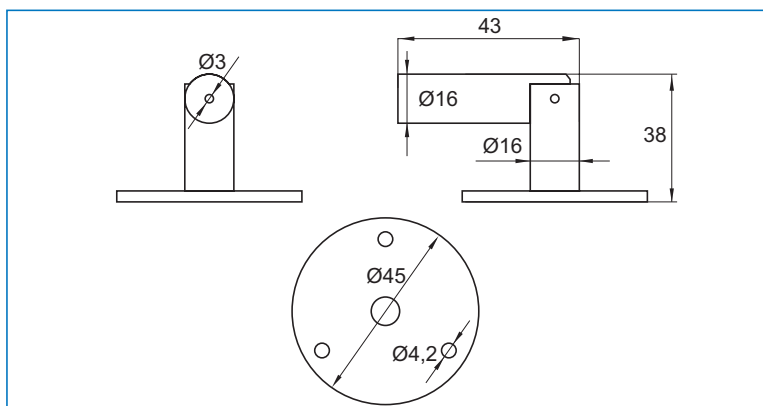
1 SET CONSISTS OF:

2 x 2 meters \varnothing 1,5 mm SS 304 wire
2 x top fixings & 2 bottom fixings with spring tension
Suitable for A1, A2, A3 & A4 signs
(Sign holders to be bought separately)

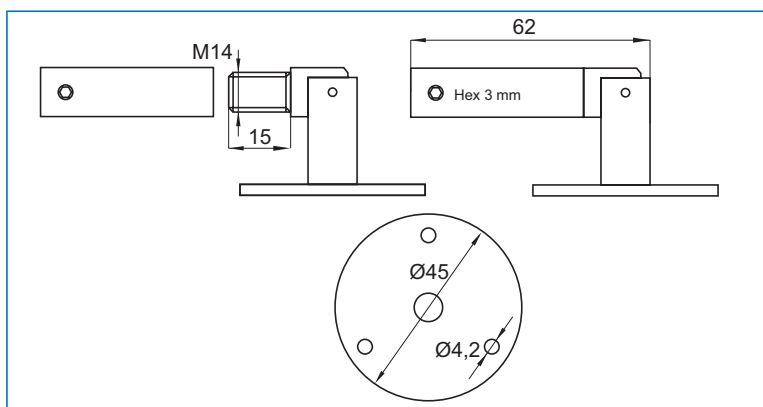
Item No. # 22.12.050



Top fixing



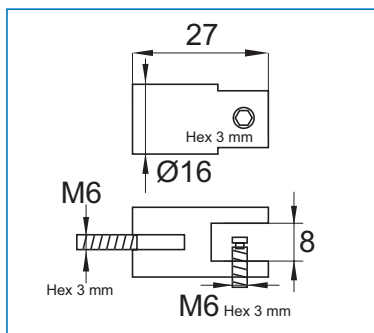
Bottom fixing



CABLE SIGN HOLDERS IN ALUMINIUM

Size: \varnothing 16 x 27 mm
Display thickness from 6 - 8 mm
4 pcs per sign is needed

Item No. # 22.12.060



CABLE SHELF SYSTEM F/WALL MOUNTING ALUMINIUM ANODIZED


- high quality furniture fittings



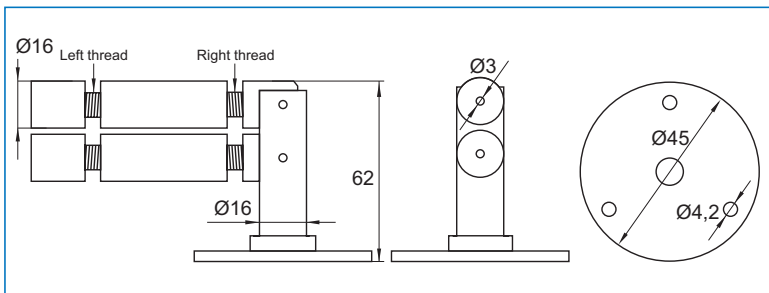
1 SET CONSISTS OF:

- 2 x 4 meters \varnothing 3 mm SS 304 wire
- 2 x top fixings & 2 bottom fixings with spring tension
- 4 x shelf sticks
- Max 20 kg per shelf
- Max shelf size: 330 x 500 mm (D/L)
- (Shelf holders to be bought separately)

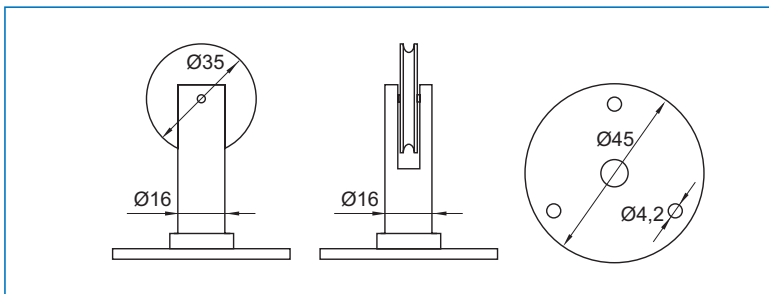
Item No. # 22.12.000




Bottom fixing



Top fixing



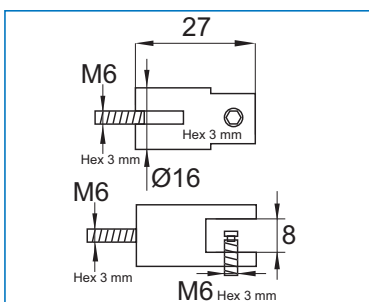
Shelf stick



CABLE SHELF HOLDERS IN ALUMINIUM

- Size: \varnothing 16 x 27 mm
- Display thickness from 6 - 8 mm
- 4 pcs per shelf is needed

Item No. # 22.12.010



ADJUSTABLE SHELF SUPPORT "PELICANS"

MODEL NO. 53

For glass & wood shelves

Material: Zamak

Shelf thickness: 4-40 mm

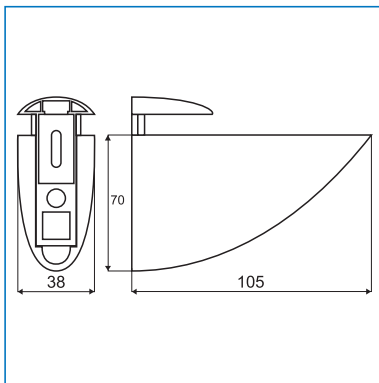
Max load: 40 kg

Finish:

Alu finish # 22.02.550

Polished chrome # 22.02.552

SS-look # 22.02.553



MODEL NO. 52

For glass & wood shelves

Material: Zamak

Shelf thickness: 4-26 mm

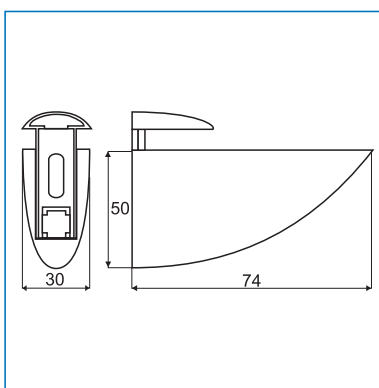
Max load: 30 kg

Finish:

Alu finish # 22.02.545

Mat nickel # 22.02.546

SS-look # 22.02.548



MODEL NO. 45

For glass & wood shelves

Material: Zamak

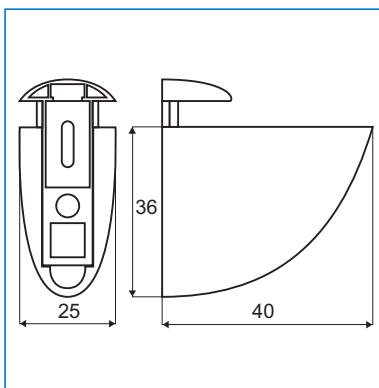
Shelf thickness: 4-10 mm

Max load: 20 kg

Finish:

Polished chrome # 22.02.495

SS-look # 22.02.496



MODEL NO. 47

For glass & wood shelves

Material: Zamak

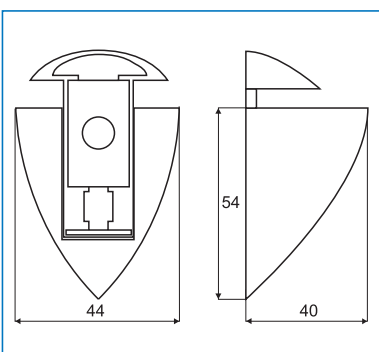
Shelf thickness: 4-22 mm

Max load: 20 kg

Finish:

Mat chrome coated # 22.02.510

SS-look # 22.02.513



ADJUSTABLE SHELF SUPPORT "PELICANS"

- high quality furniture fittings

SISO
DENMARK

MODEL NO. 49

For glass & wood shelves

Material: Zamak

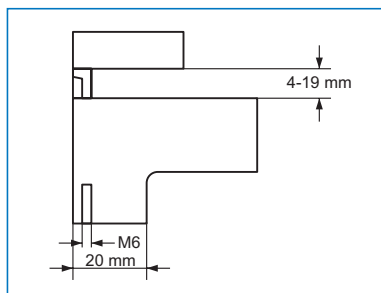
Shelf thickness: 4-19 mm

Max load: 20 kg

Finish:

Chrome plated # 22.02.525

Alu finish # 22.02.526



MODEL NO. 54

For glass & wood shelves

Material: Zamak

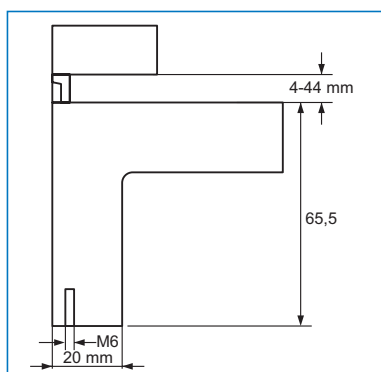
Shelf thickness: 4-44 mm

Max load: 20 kg

Finish:

Chrome plated # 22.02.555

Alu finish # 22.02.556



MODEL NO. 43

For glass & wood shelves

Material: Zamak

Shelf thickness: 4-24 mm

Max load: 20 kg

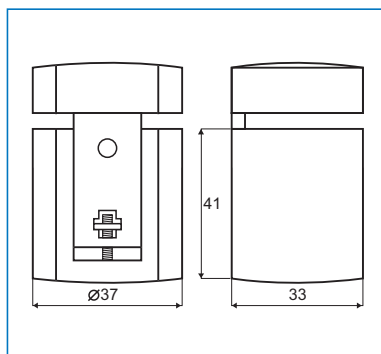
Finish:

Black coated # 22.02.470

Alu finish # 22.02.471

SS-look # 22.02.473

Matt nickel # 22.02.474



MODEL NO. 44

For glass & wood shelves

Material: Zamak

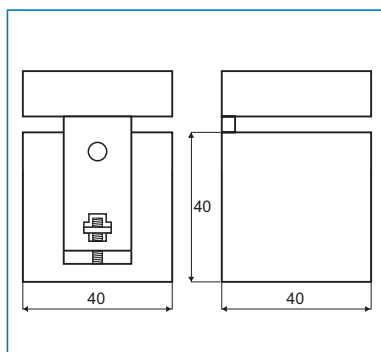
Shelf thickness: 4-24 mm

Max load: 20 kg

Finish:

Polished chrome # 22.02.477

Matt nickel # 22.02.479



"SLOPE" SHELF BRACKET - F/SLOPING WALLS

"Slope" is an ideal shelf bracket solution for roof top apartments, bathrooms, living rooms, offices or shops where you have sloping walls. The "Slope" can be used for both wood & glass shelves.

Specifications:

Adjustable from 90° - 156°

Max depth of shelf: 45 cm

Max load: 30 kg when using 2 brackets

Size: 335 x 113 x 23,5 mm (L/H/W)

Material: Stainless Steel 304

Item No.:

Brushed	# 22.02.800
Polished	# 22.02.801
Raw	# 22.02.802

Incl.:


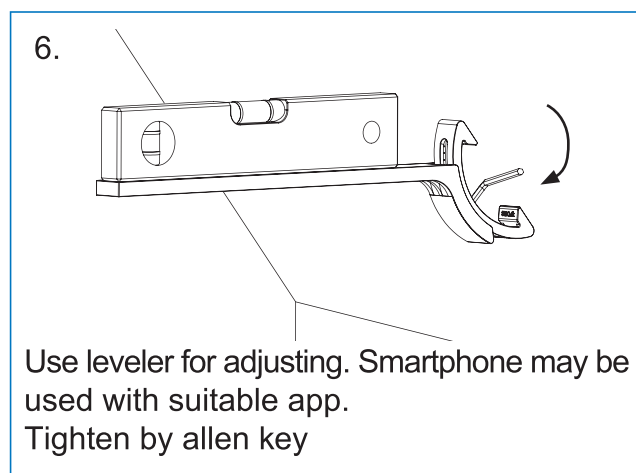
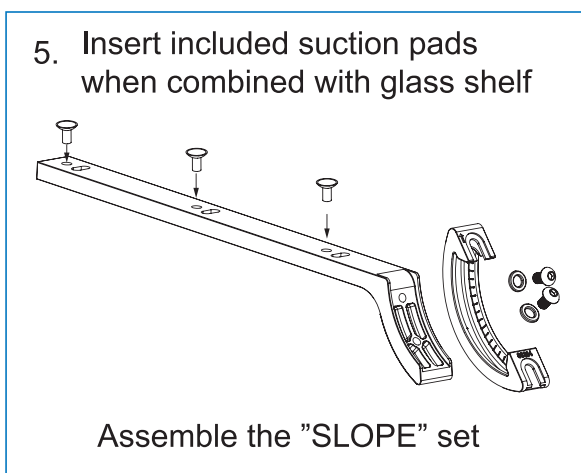
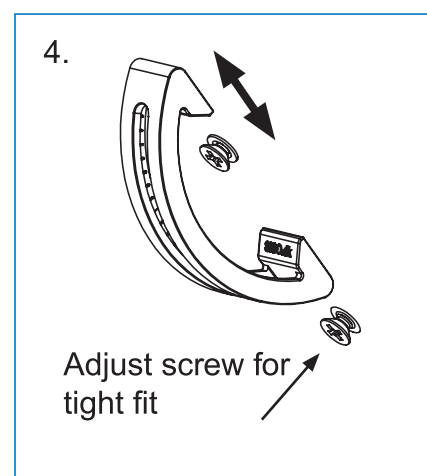
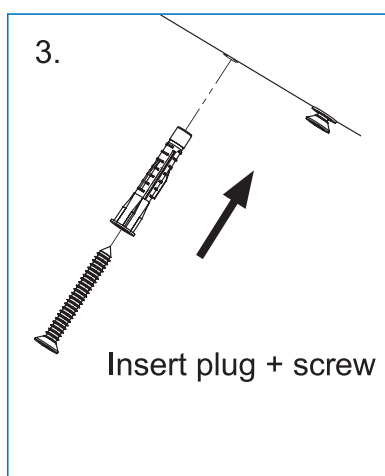
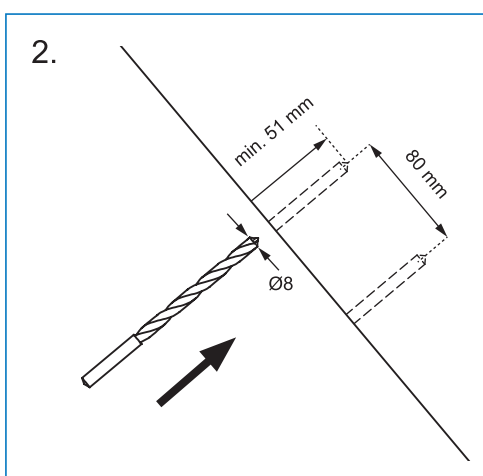
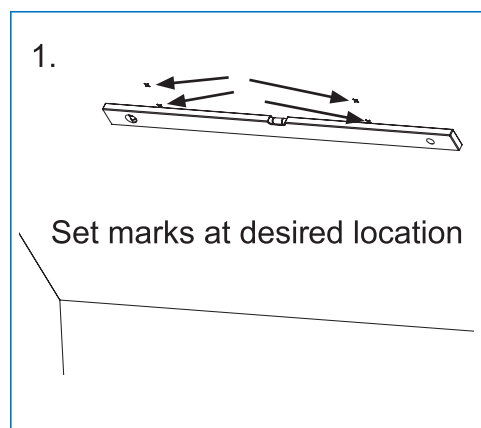
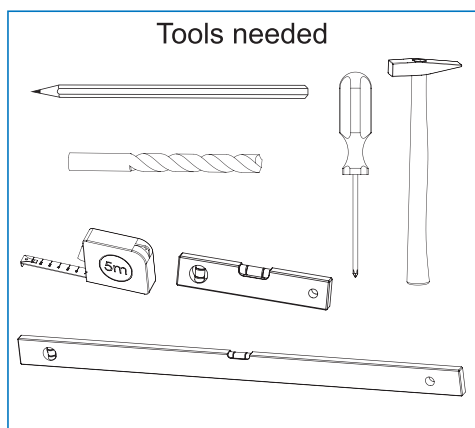
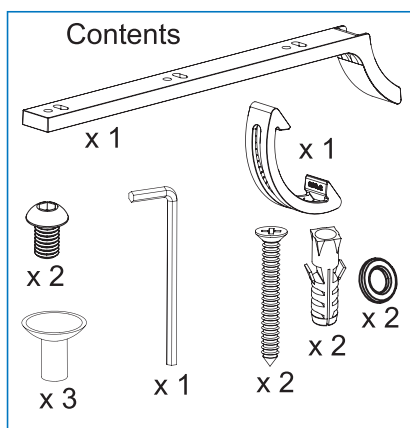
- 2 Socket Screws M6x8mm DIN 7984
- 2 x CSK Chipboard Screws 5 x 50mm
- 2 Plastic Wall Plugs Ø8 x 50mm
- 1 x 4mm L-shaped Hex Key
- 2 Flat Washers
- 3 x Suction Pads F/Glass Shelves
- 1 x Installation manual



"SLOPE" SHELF BRACKET – "HOW TO DO!"

- high quality furniture fittings

SISO
DENMARK



ZAMAK GLASS CLAMP NO. 31 F/WALL MOUNTING

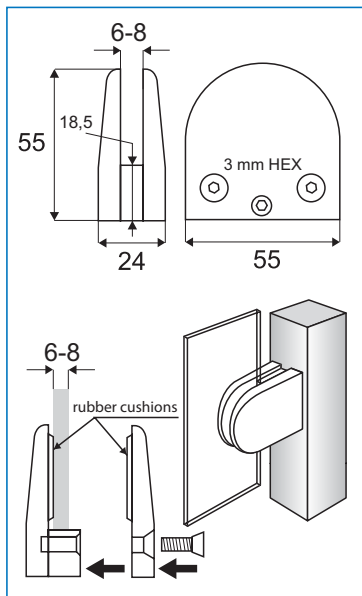
Application
Balconies, balustrade, shelves etc.

Material
Zamak

Model "Large" w/round rubber rings f/glass thickness 6-8 mm

Chrome plated # 22.10.150
Gold plated # 22.10.151
Matt nickel plated # 22.10.152

Packing
100 pcs per carton



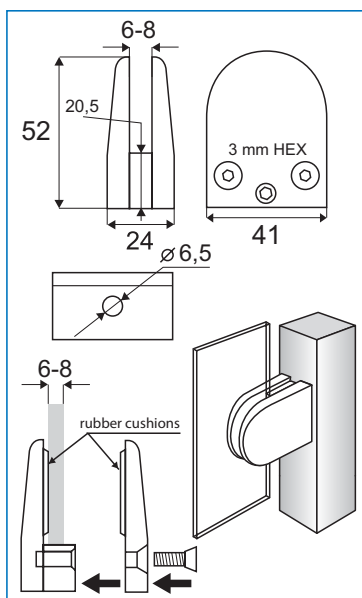
Application
Balconies, balustrade, shelves etc.

Material
Zamak

Model "Medium" w/flat rubber cushions f/glass thickness 6-8 mm

Chrome plated # 22.10.160
Matt nickel plated # 22.10.161

Packing
100 pcs per carton



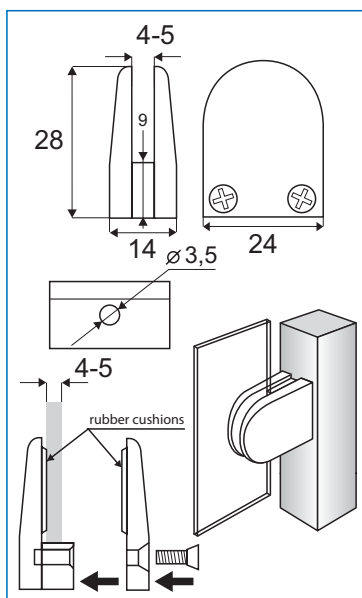
Application
Balconies, balustrade, shelves etc.

Material
Zamak

Model "Small" w/flat rubber cushions f/glass thickness 4-5 mm

Chrome plated # 22.10.165
Matt nickel plated # 22.10.166

Packing
500 pcs per carton



ZAMAK GLASS CLAMP NO. 31

F/TUBE MOUNTING

- high quality furniture fittings



Application

Balconies, balustrade, staircases etc.

Material

Zamak

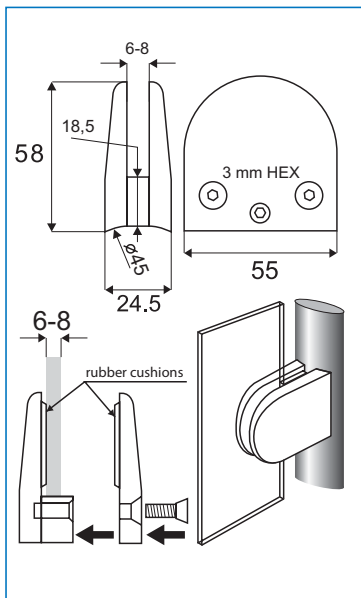
ø45 mm tube "L" w/round rubber rings f/glass thickness 6-8 mm

Chrome plated # 22.10.170

Matt nickel plated # 22.10.171

Packing

100 pcs per carton



Application

Balconies, balustrade, staircases etc.

Material

Zamak

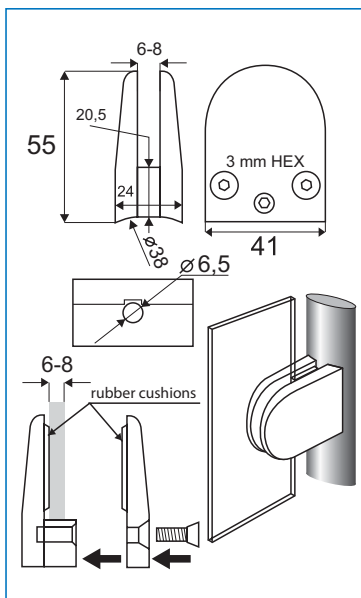
ø38 mm tube "M" w/flat rubber cushions f/glass thickness 6-8 mm

Chrome plated # 22.10.175

Matt nickel plated # 22.10.176

Packing

100 pcs per carton



Application

Balconies, balustrade, staircases etc.

Material

Zamak

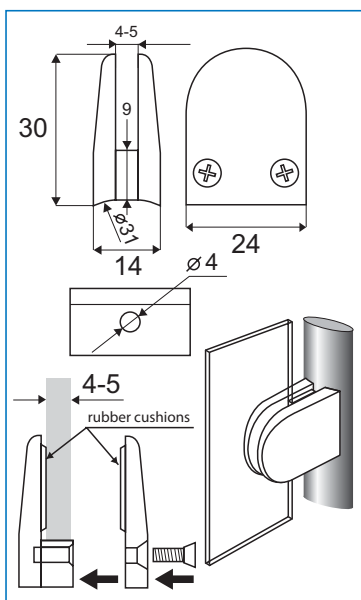
ø31 mm tube "S" w/flat rubber cushions f/glass thickness 4-5 mm

Chrome plated # 22.10.180

Matt nickel plated # 22.10.181

Packing

500 pcs per carton



Application

Zamak cabinet hinge w/stainless steel axle.
180° opening. For inset doors. With adjustable
catch function & visible axle. Easy installation.
No milling/cutting required.

Material

Zamak - chrome plated or black matt

Size

50 x 56,5 mm

Door thickness

8-10 or 14-16 mm

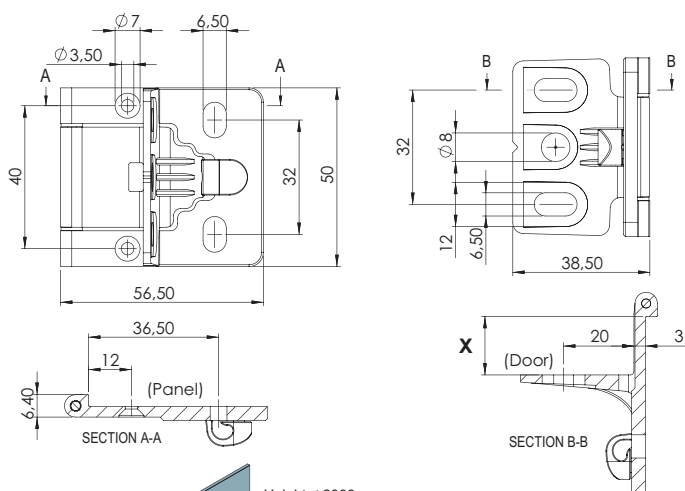
Item No.:

8-10 mm - Chrome plated # 15.04.105
8-10 mm - Black matt # 15.04.106
14-16 mm - Chrome plated # 15.04.110
14-16 mm - Black matt # 15.04.111

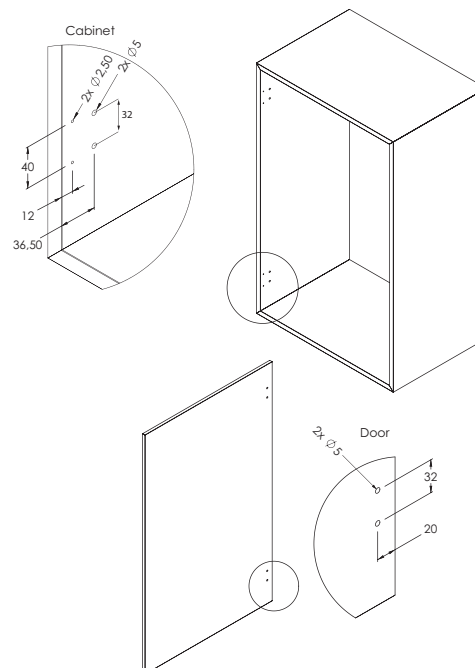
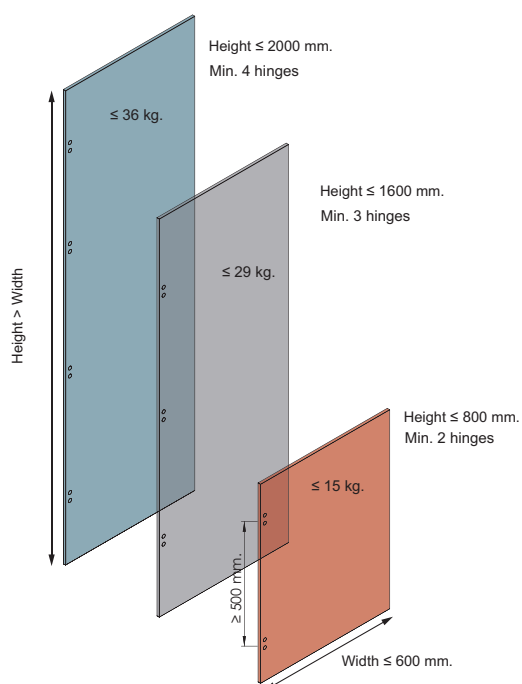
Incl. 4 Euro screws Ø6,3 x 10 mm + 2 CSK steel
screws 3,5 x 10 mm
& 2 black or white PA6 gaskets - 1 mm



Catch adjustment



Item No.	X: Door thickness
15.04.105/15.04.106	8 - 10 mm
15.04.110/15.04.111	14 - 16 mm



FRONT COVER "EASY" F/GLASS OR WOOD

- high quality furniture fittings

Application

Front cover f/glass or wooden doors.
Drilling required

Material

Zamak - chrome plated or black matt

Size

55 x 30 mm

Drilling: Ø10 mm (wood) & Ø14mm (glass)

Door thickness: 8-10 or 14-16 mm

Item No.:

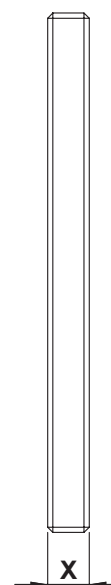
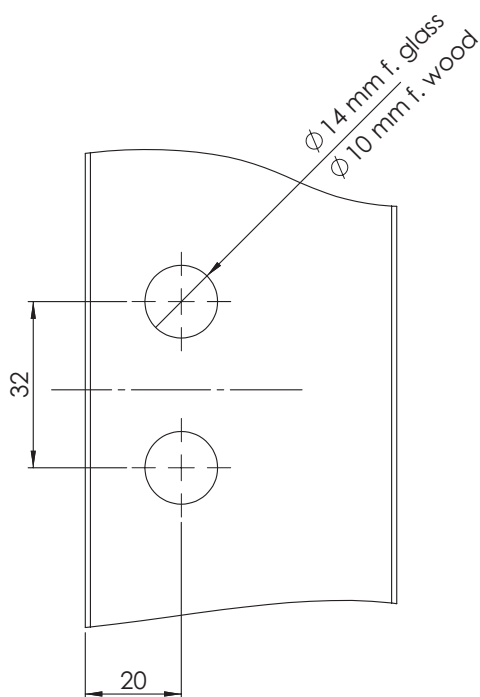
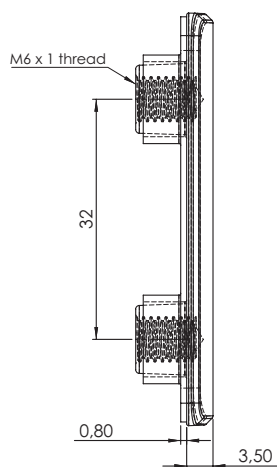
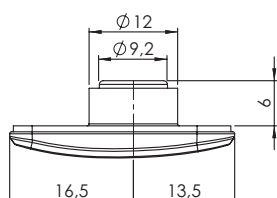
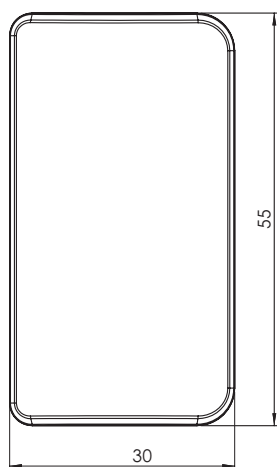
Chrome plated # 15.04.125

Black matt # 15.04.126

Incl. SS 2 PZ screws M6 x 10 mm

+ 2 PZ screws M6 x 10 x 16 mm

& 1 white or black PA6 gasket - 0,8 mm



Door thickness	X:
15.04.105/15.04.106	8 - 10 mm
15.04.110/15.04.111	14 - 16 mm

FIXING CAP "EASY" F/GLASS OR WOOD

Application

Fixing cap f/glass or wooden doors
Drilling required

Material

Stainless steel SS-304 - brushed or black matt

Size

Ø20 x 9 mm, M6 thread

Drilling

Ø10 mm (wood) & Ø14 mm (glass)

Door thickness

8-10 or 14-16 mm

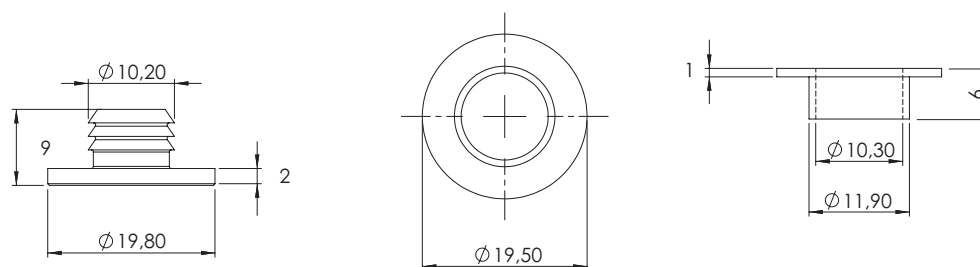
Item No.:

Brushed # 15.04.120

Black matt # 15.04.121

Incl. plastic washer, white or black POM

Fixing screws to be bought separately



ACCESSORIES F/CABINET HINGE "EASY"

Fixing screw set, SS-304 black, 2 x M6 x 10 mm
& 2 x M6 x 16 mm

Item No.:

15.04.122

Gasket set, 3 pcs, Black PA -To be used according to design

Item No.:

15.04.123



GLASS DOOR HINGES "MINI" WITH FRONT COVER

- high quality furniture fittings

AUTOMATIC GLASS DOOR HINGE WITH DOUBLE SPRING ACTION

Opening angle: 92°

Glass door drilling:

26 mm for glass thickness 4 to 6 mm

Supplied complete with wing mounting plate.

Steel nickel pl. 3 mm distance
for chipboard screw attachment

housing: plastic black

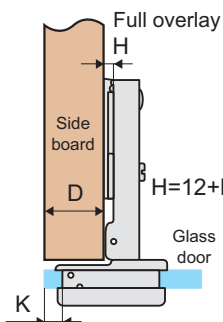
Hingearm keyhole type,
steel nickel pl.

TYPE A = FULL OVERLAY DOORS

0 mm cranking # 15.01.700

TYPE C = INSET DOORS

17 mm cranking # 15.01.710



Application case

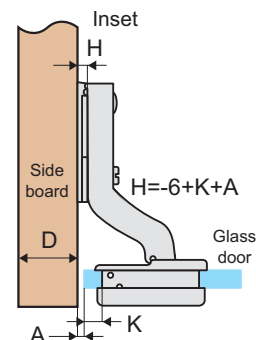
of glass hinge Ø26 mm

H - height of mounting plate

D - panel thickness

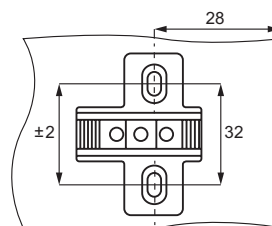
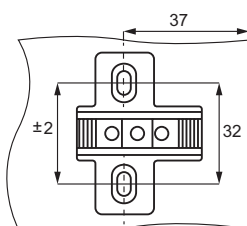
K - drilling distance from
the edge of glass door
to the edge of the hole

A - gap between door
and side board



D	K	3	4	5	6	7
H	0	15	16	17	18	19

A	K	3	4	5	6	7
H	0	3	2	1	0	-1



COVER CAPS FOR HINGE "MINI"

FRONT COVER PLASTIC

Round cover, chrome # 15.02.720

Round cover, gold # 15.02.721

Round cover, black # 15.02.722

Round cover, alu # 15.02.723

Round cover, matt NPL # 15.02.724

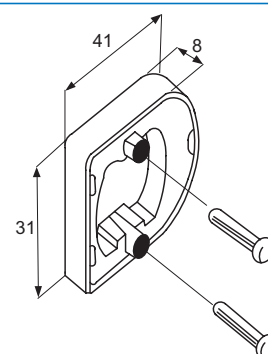
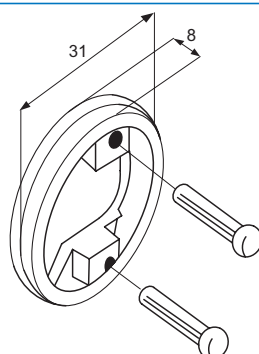
Oval cover, chrome # 15.02.730

Oval cover, gold # 15.02.731

Oval cover, black # 15.02.732

Oval cover, alu # 15.02.733

Oval cover, matt NPL # 15.02.734



GLASS DOOR HINGE "SMART-92°" WITH FRONT COVER

GLASS DOOR HINGE "SMART-92°"

Application

For inset doors. Ideal for furniture where only a very narrow wooden side-wall/pole is available. Direct fixing to side-wall/pole without any mounting plate

Mounting

Glass door drilling: $\varnothing 26$ mm

Glass thickness: 4-6 mm

C.C. 32 mm

Material

Hinge arm: Zamak, nickel plated

Hinge cup: Black plastic

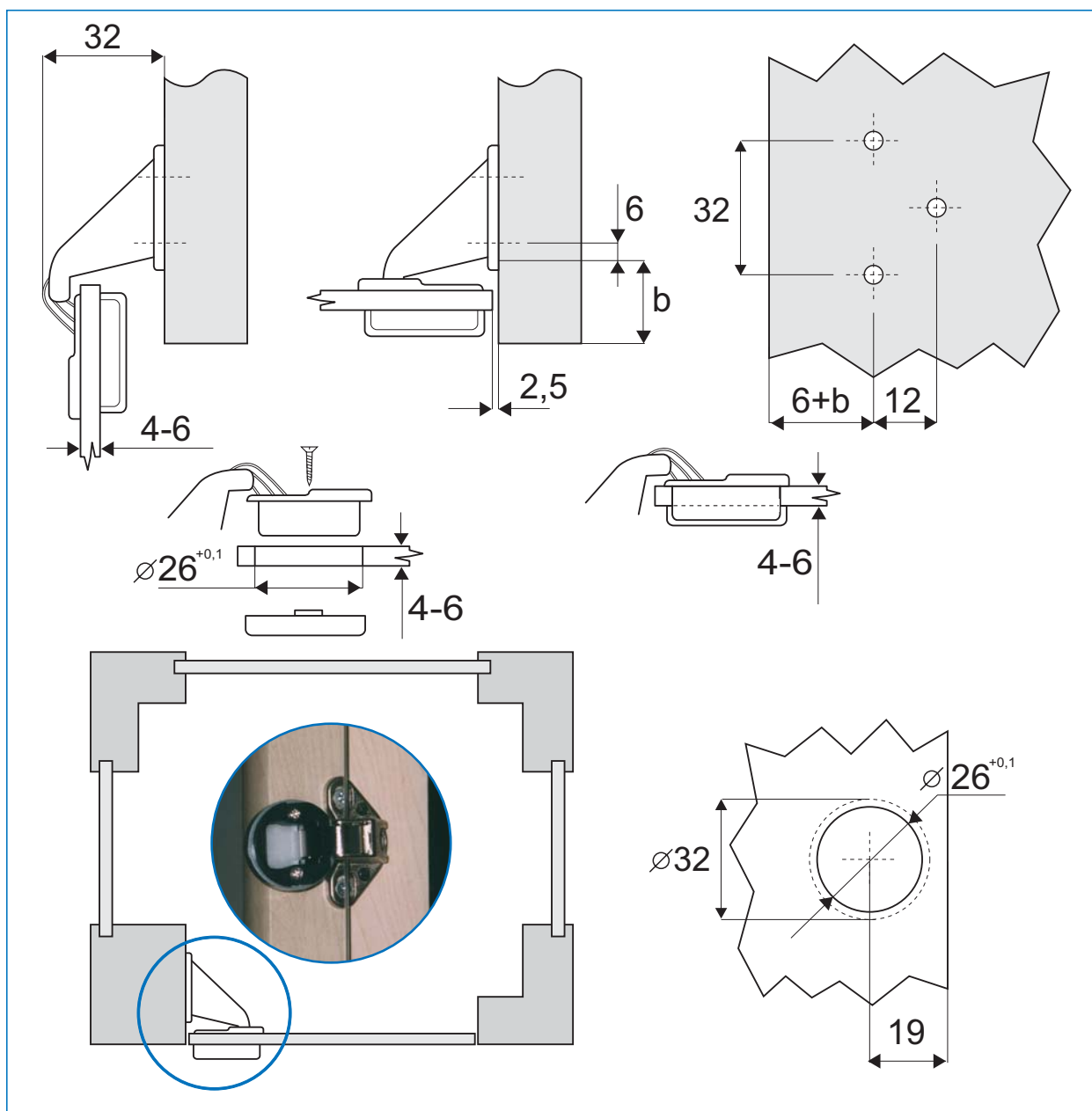
Item No. # 15.01.000

Plastic cover cap $\varnothing 32$ mm

Finish

Alu finish

15.01.050




SOFT CLOSE MINI GLASS DOOR HINGE Ø 26 MM - 95°

- high quality furniture fittings



Standard model

Hinge w/mounting plate f/easy up & down adjustment (optional)

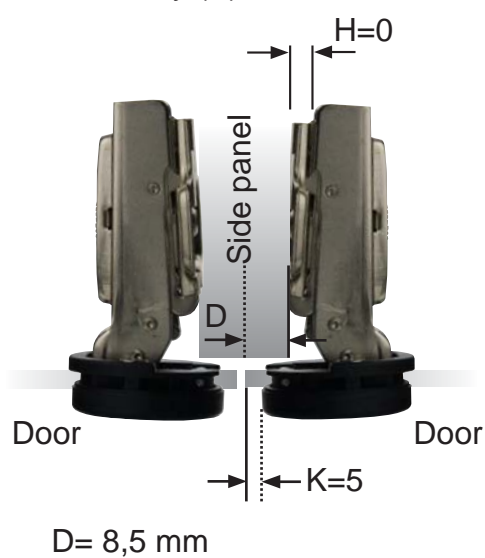


H = height of mounting plate
D = required door overlay
K = drilling distance from the edge of door to the edge of the cup hole
A = gap between door and sidepanel

Full overlay (A)



Half overlay (B)



Inset (C)



SOFT CLOSE MINI GLASS DOOR HINGE Ø 26 MM - 95°

Cup drawing



Opening angle: 95°
Depth of hinge cup: 10,6 mm
Diameter of hinge cup: 26 mm
Possible drilling distances on the glass door (K): 4-7 mm
Glass door thickness: 4-6 mm



Steel - Nickel Plated		Item No.	D: Overlay calculations	A: Gap calculations																
Full overlay (A)	 $H=12,5+K-D$	15.01.720 Incl. SISO name plate + mounting plate $H = 0$	<table><tr><th>D \ K</th><th>3</th><th>4</th><th>5</th></tr><tr><th>0</th><td>15,5</td><td>16,5</td><td>17,5</td></tr><tr><th>2</th><td>13,5</td><td>14,5</td><td>15,5</td></tr><tr><th>4</th><td>11,5</td><td>12,5</td><td>13,5</td></tr></table>	D \ K	3	4	5	0	15,5	16,5	17,5	2	13,5	14,5	15,5	4	11,5	12,5	13,5	
D \ K	3	4	5																	
0	15,5	16,5	17,5																	
2	13,5	14,5	15,5																	
4	11,5	12,5	13,5																	
Half overlay (B)	 $H=3,5+K-D$	15.01.721 Incl. SISO name plate + mounting plate $H = 0$	<table><tr><th>D \ K</th><th>3</th><th>4</th><th>5</th></tr><tr><th>0</th><td>6,5</td><td>7,5</td><td>8,5</td></tr><tr><th>2</th><td>4,5</td><td>5,5</td><td>6,5</td></tr><tr><th>4</th><td>2,5</td><td>3,5</td><td>4,5</td></tr></table>	D \ K	3	4	5	0	6,5	7,5	8,5	2	4,5	5,5	6,5	4	2,5	3,5	4,5	
D \ K	3	4	5																	
0	6,5	7,5	8,5																	
2	4,5	5,5	6,5																	
4	2,5	3,5	4,5																	
Inset (C)	 $H=-4+K+A$	15.01.722 Incl. SISO name plate + mounting plate $H = 0$	<table><tr><th>A \ K</th><th>3</th><th>4</th><th>5</th></tr><tr><th>0</th><td>1</td><td>0</td><td>-1</td></tr><tr><th>2</th><td>3</td><td>2</td><td>1</td></tr></table>	A \ K	3	4	5	0	1	0	-1	2	3	2	1					
A \ K	3	4	5																	
0	1	0	-1																	
2	3	2	1																	
	 ± 2 , 32, 37	$H = 0$ f/chipboard screws Clip-on	Delivered as standard mounting plate with all hinges. Chipboard screws to be ordered separately.																	
	 ± 2 , 32, 37	15.03.728-0 $H = 0$ f/euro screws Clip-on	To be ordered separately if easy up & down adjustment is wanted. Pre-mounted euro screws included.																	
15.01.830 , ABS Chrome plated cover	15.01.831 , ABS Alu plated cover	15.01.820 , ABS Chrome plated cover	15.01.821 , ABS Alu plated cover																	


SOFT CLOSE MAXI GLASS DOOR HINGE Ø 35 MM -100°

- high quality furniture fittings



Standard model

Hinge w/mounting plate f/easy up & down adjustment (optional)

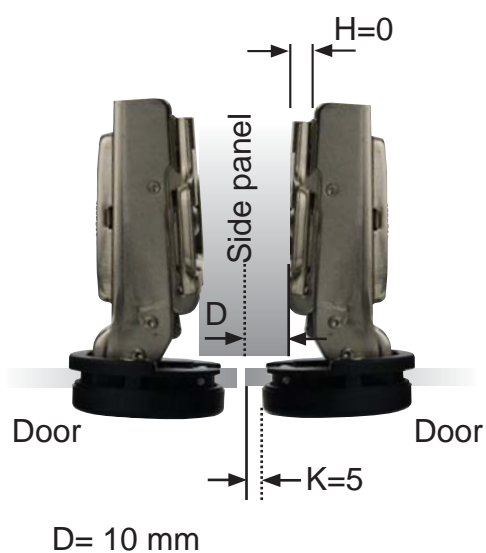


H = height of mounting plate
D = required door overlay
K = drilling distance from the edge of door to the edge of the cup hole
A = gap between door and sidepanel

Full overlay (A)



Half overlay (B)

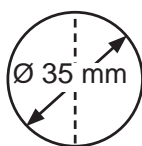


Inset (C)



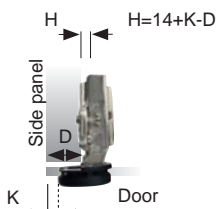
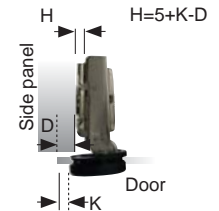


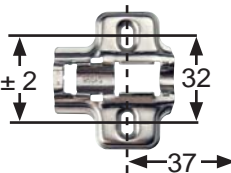

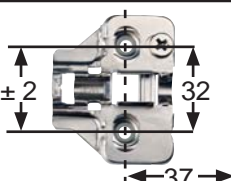




SOFT CLOSE MAXI GLASS DOOR HINGE Ø 35 MM -100°

Cup drawing



Opening angle: 100°
Depth of hinge cup: 11,3 mm
Diameter of hinge cup: 35 mm
Possible drilling distances on the glass door (K): 4-8 mm
Glass door thickness: 4-6 mm



Steel - Nickel Plated		Item No.	D: Overlay calculations	A: Gap calculations																													
Full overlay (A)		15.01.715 Incl. SISO name plate + mounting plate H = 0	<table><tr><td>D \ K</td><td>3</td><td>4</td><td>5</td><td>6</td><td>7</td></tr><tr><td>0</td><td>17</td><td>18</td><td>19</td><td>20</td><td>21</td></tr><tr><td>2</td><td>15</td><td>16</td><td>17</td><td>18</td><td>19</td></tr><tr><td>4</td><td>13</td><td>14</td><td>15</td><td>16</td><td>17</td></tr></table>	D \ K	3	4	5	6	7	0	17	18	19	20	21	2	15	16	17	18	19	4	13	14	15	16	17						
D \ K	3	4	5	6	7																												
0	17	18	19	20	21																												
2	15	16	17	18	19																												
4	13	14	15	16	17																												
Half overlay (B)		15.01.716 Incl. SISO name plate + mounting plate H = 0	<table><tr><td>D \ K</td><td>3</td><td>4</td><td>5</td><td>6</td><td>7</td></tr><tr><td>0</td><td>8</td><td>9</td><td>10</td><td>11</td><td>12</td></tr><tr><td>2</td><td>6</td><td>7</td><td>8</td><td>9</td><td>10</td></tr><tr><td>4</td><td>4</td><td>5</td><td>6</td><td>7</td><td>8</td></tr></table>	D \ K	3	4	5	6	7	0	8	9	10	11	12	2	6	7	8	9	10	4	4	5	6	7	8						
D \ K	3	4	5	6	7																												
0	8	9	10	11	12																												
2	6	7	8	9	10																												
4	4	5	6	7	8																												
Inset (C)		15.01.717 Incl. SISO name plate + mounting plate H = 0	<table><tr><td>A \ K</td><td>3</td><td>4</td><td>5</td><td>6</td><td>7</td></tr><tr><td>0</td><td>1,5</td><td>0,5</td><td>0,5</td><td>-1,5</td><td>-2,5</td></tr><tr><td>2</td><td>3,5</td><td>2,5</td><td>1,5</td><td>0,5</td><td>-0,5</td></tr><tr><td>4</td><td>5,5</td><td>4,5</td><td>3,5</td><td>2,5</td><td>1,5</td></tr></table>	A \ K	3	4	5	6	7	0	1,5	0,5	0,5	-1,5	-2,5	2	3,5	2,5	1,5	0,5	-0,5	4	5,5	4,5	3,5	2,5	1,5						
A \ K	3	4	5	6	7																												
0	1,5	0,5	0,5	-1,5	-2,5																												
2	3,5	2,5	1,5	0,5	-0,5																												
4	5,5	4,5	3,5	2,5	1,5																												
		H = 0 f/chipboard screws Clip-on	Delivered as standard mounting plate with all hinges. Chipboard screws to be ordered separately.																														
		15.03.728-0 H = 0 f/euro screws Clip-on	To be ordered separately if easy up & down adjustment is wanted. Pre-mounted euro screws included.																														
																																	
15.01.810 , ABS Chrome plated cover	15.01.811 , ABS Alu plated cover	15.01.800 , ABS Chrome plated cover	15.01.801 , ABS Alu plated cover																														

GLASS DOOR HINGE "NICE"

- high quality furniture fittings

SISO
DENMARK

MODEL "NICE"

Finish

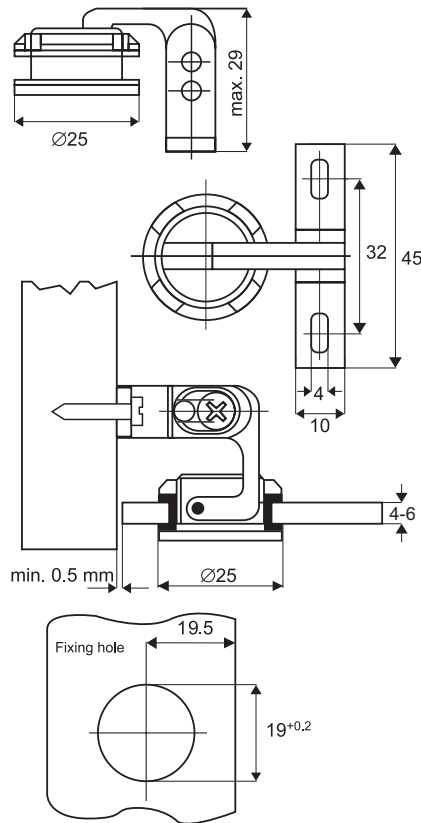
Chrome plated w/catch # 15.06.450

Material

Brass

Mounting

Inset doors 4-6 mm thickness
without catch
Opening angle: 105°
universal top or bottom
height can be adjusted.
Drill size 19 mm diam.



GLASS DOOR HINGE "GRACE" SS304 FOR WOOD/GLASS

MODEL "GRACE"

Mounting: Glass: ø 10 mm boring holes
Wood: 7 x 4 mm screw holes

Material: Stainless steel 304
- polished

Hinge size: 52 x 31 x 13 mm (H/W/D)

Glass thickness: 5 - 8,76 mm

Max door size: 650 x 900 mm

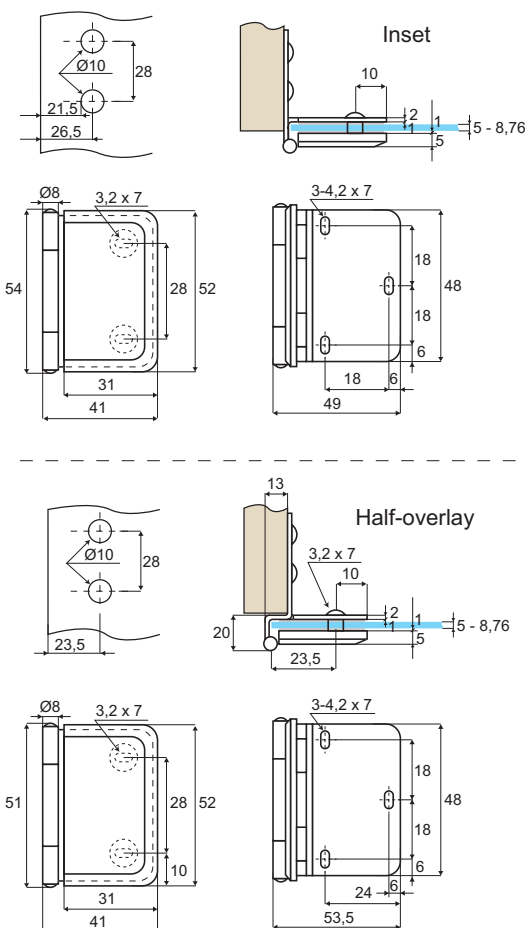
Max door weight: 6 kg per hinge

Function: Inset or half-overlay
Opening 180°

Inset: # 15.06.470

Half-overlay: # 15.06.471

Each hinge is supplied with 2 white cushions 1 mm thickness



GLASS DOOR HINGE "SOFIA" GLASS TO GLASS 180°

Application:

Suitable for glass door
Drilling/cutting required

Opening: 180°

Glass thickness: 6 mm

Material: Brass

1 hinge consists of:

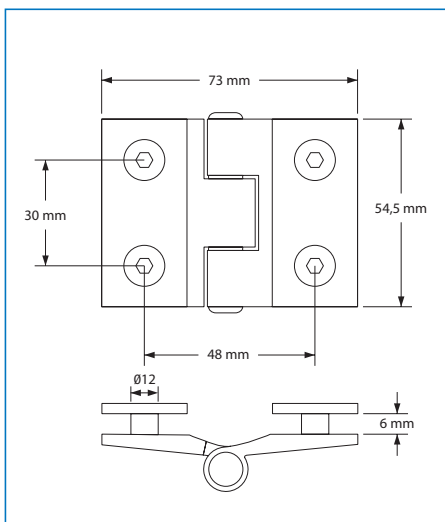
1 hinge 54,5 x 73 mm
4 transparent cushions 1 mm thickness
4 transparent tubes $\varnothing 12$ mm
1 L-shaped hex key 4 mm

Finish:

Chrome plated # 15.23.050

Packing:

20 pcs per carton



GLASS DOOR HINGE "ROME" GLASS TO GLASS 180°

Application:

Suitable for glass door
Drilling/cutting required

Opening: 180°

Glass thickness: 6 - 8 mm

Material: Brass

1 hinge consists of:

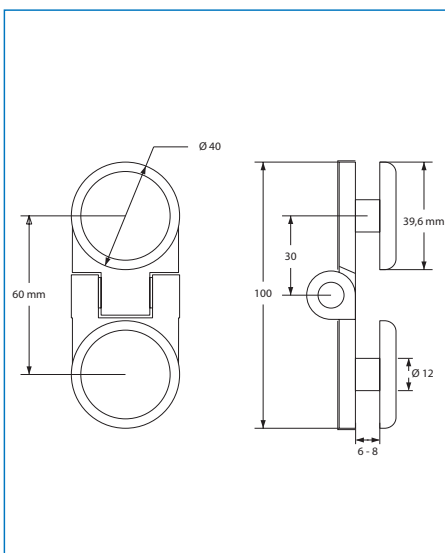
1 hinge 100 x 40 mm
4 transparent cushions 1 mm thickness
2 transparent tubes $\varnothing 12$ mm
1 L-shaped hex key 4 mm

Finish:

Chrome plated # 15.23.055

Packing:

20 pcs per carton



GLASS CLAMP "ROME" WALL TO GLASS 90°

Application:

Suitable for glass door
Drilling/cutting required

Angle: 90°

Glass thickness: 6 - 8 mm

Material: Brass

1 clamp consists of:

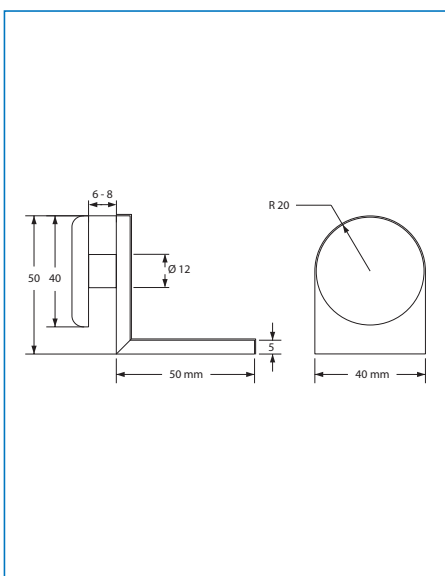
1 clamp 50 x 50 mm
2 transparent cushions 1 mm thickness
1 transparent tubes $\varnothing 12$ mm
2 cover caps
1 L-shaped hex key 4 mm
1 wall plug
1 wall mounting screw

Finish:

Chrome plated # 15.23.770

Packing:

20 pcs per carton



GLASS DOOR HINGE "BOSCH" GLASS/GLASS

- high quality furniture fittings

Model "BOSCH"

Material

3 mm brass

Hinge size: 30 x 80 mm (H/W)

Function

Inset or overlay doors

Glass thickness: 6 - 8 mm

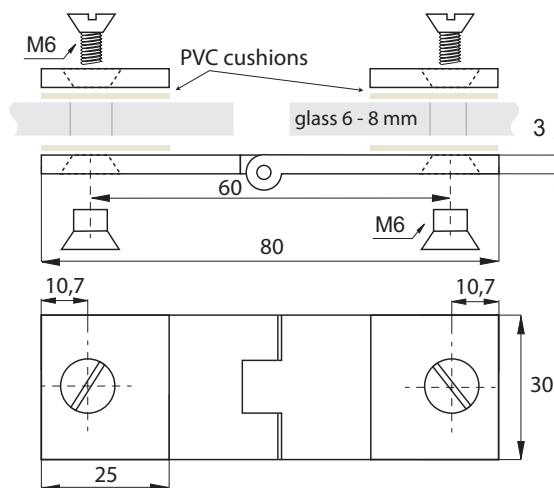
Opening angle: 270°

Drilling: ø11 mm

Finish

Chrome plated

15.06.500



GLASS DOOR HINGE "BOSCH" WALL/GLASS

MODEL "BOSCH" F/WALL TO GLASS

Material

Brass, Chrome plated

Size

Hinge: 25 x 30 mm (H/W)

Mounting plate: 25 x 12 mm (H/W)

Function

Inset doors

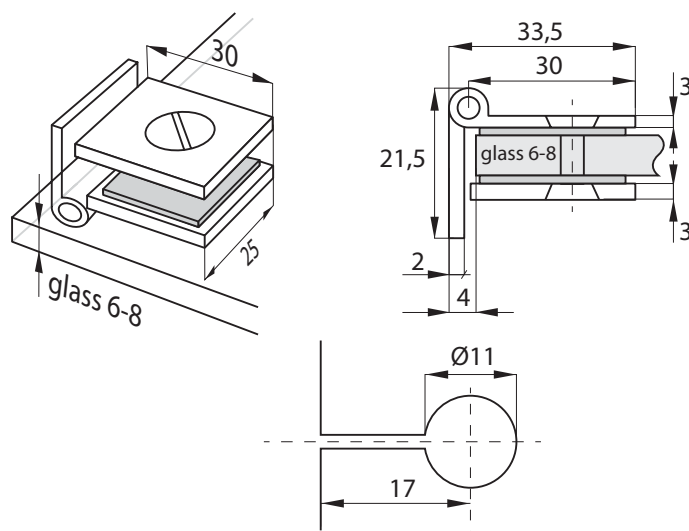
Glass thickness: 6 - 8 mm

Drilling: ø11 mm

Finish

Chrome plated

15.06.520



GLASS DOOR HINGE "ELEGANT"

MODEL "ELEGANT"

Material

Natural brass

Finish

Brushed natural brass # 15.06.460

Brushed nickel # 15.06.461

Mounting

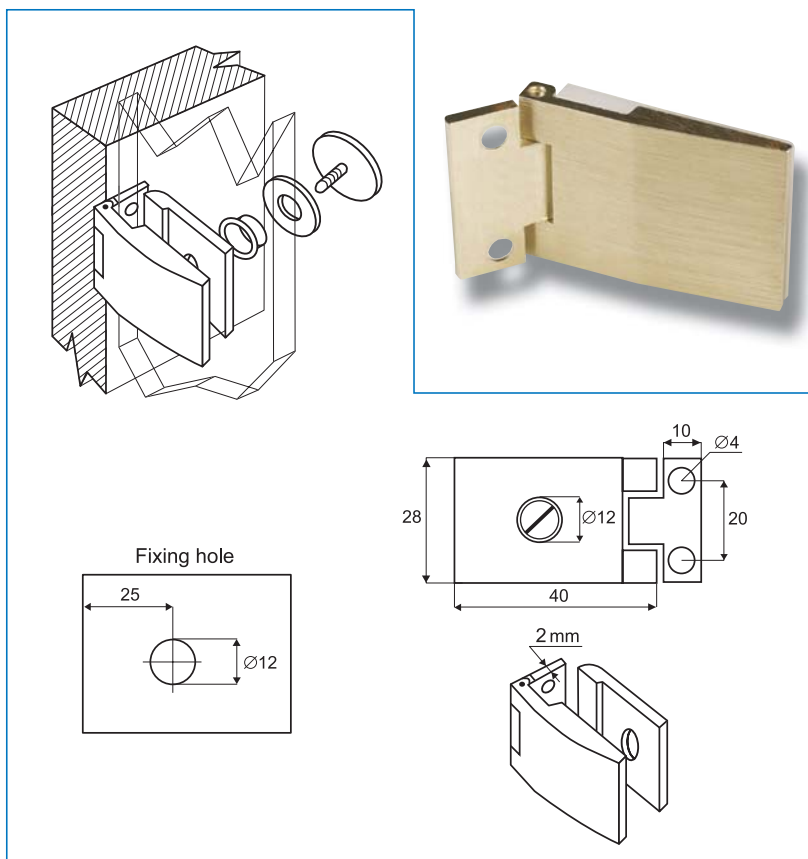
Inset doors 6 mm thickness

Opening 270°

Drill size 12 mm

Packing

40 pcs



GLASS DOOR HINGE "JONES"

MODEL "JONES"

Material

Brass, Chrome plated

Overlay doors 4-8 mm glass

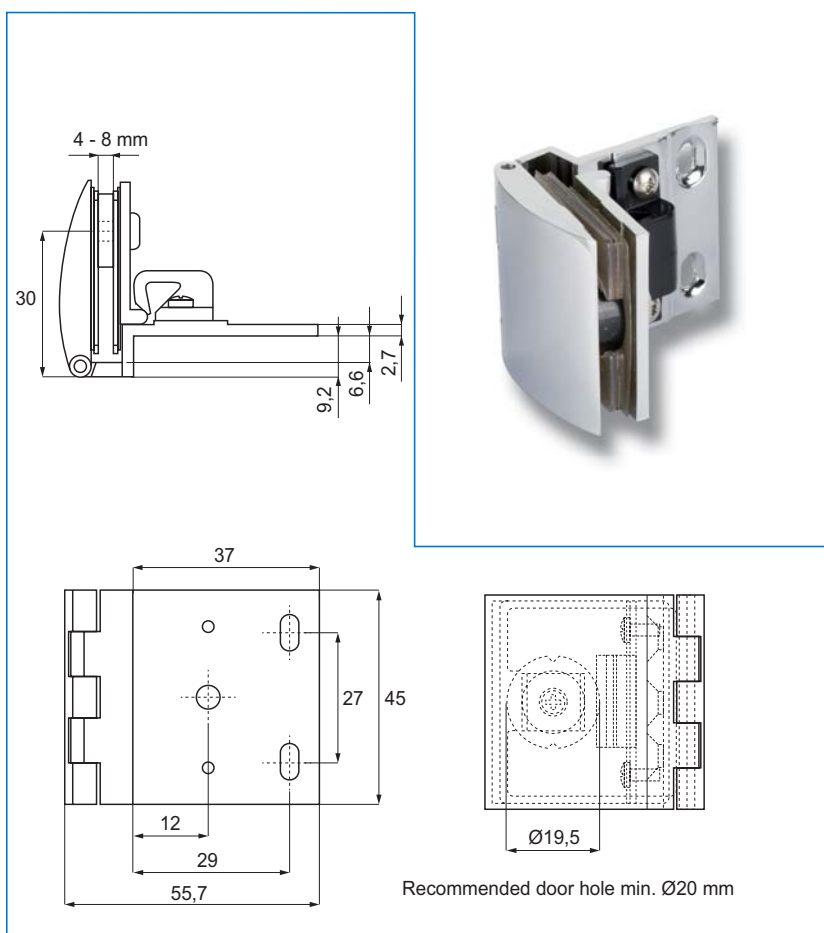
Drill size ø19 mm

Opening 170°

Max door weight: 15 kg per hinge

Item No.

15.06.472



SOFT CLOSE MIRROR HINGE - FOR UV-GLUE

- high quality furniture fittings

Features

Opening angle: 125°

F/UV-glue

Clip-On

F/3 - 6 mm glass

W/Soft close pump

Universal. Can be used for both inset, half-overlay & overlay doors

Finish

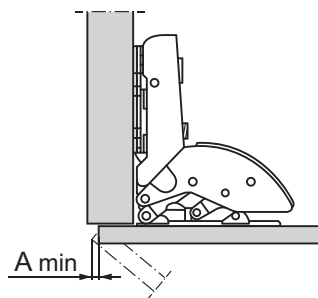
Nickel plated

Item No.

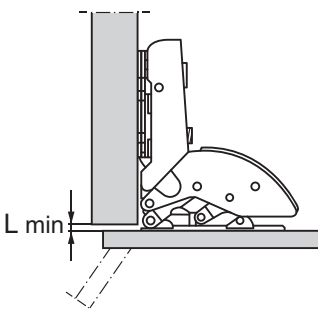
15.03.750



Space needed to open the door

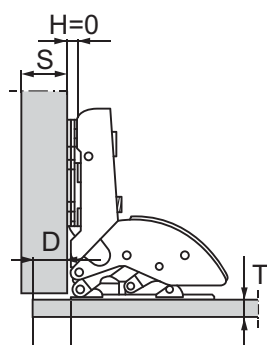


A \ T	3	4	5	6
K				
1,5	13,6	14,4	15,2	16,1
3,0	11,2	12,1	12,9	13,8
4,5	8,9	9,8	10,7	11,6
6	6,8	7,7	8,6	9,5
7,5	4,2	5,0	5,8	6,6
8	2,8	3,8	4,8	5,8
-	-	-	-	-
16,5	0	0	0,3	0,8



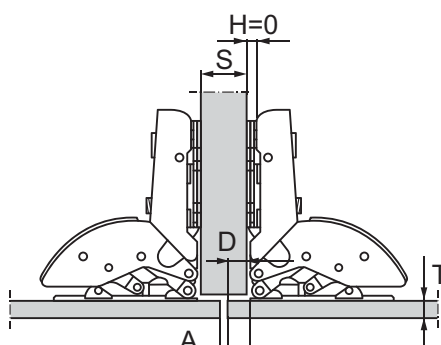
L \ T	3	4	5	6
K				
1,5	0	0	0	0
3,0	0	0	0	0
3,5	0	0	0	0
-	-	-	-	-
16,5	0	0	0	0

Full overlay (A)



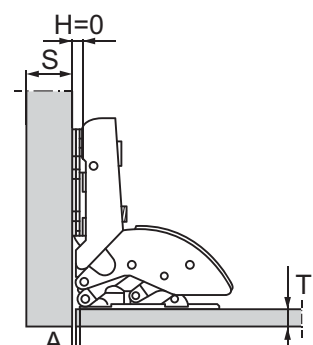
D= 14 mm

Half overlay (B)



D= 6,5 mm

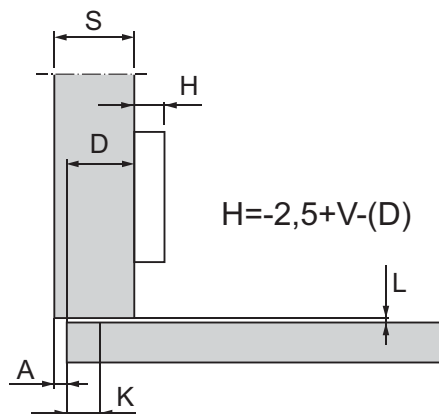
Inset (C)



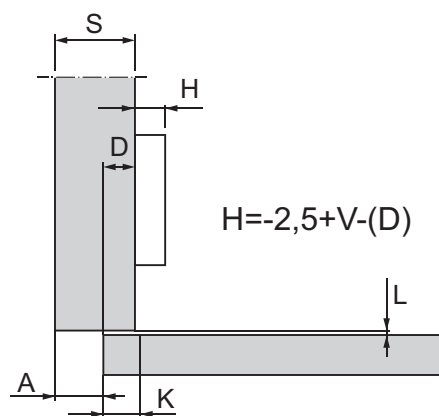
A= 2,5 mm

SOFT CLOSE MIRROR HINGE - FOR UV-GLUE

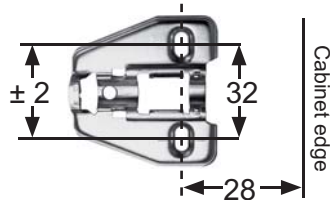
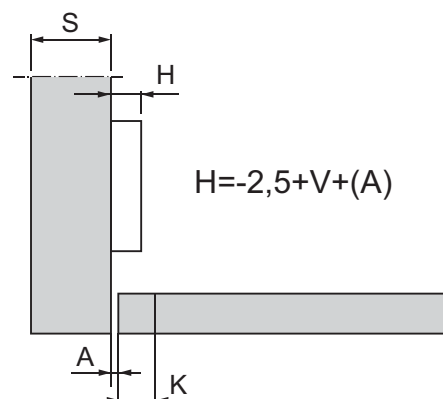
Full overlay (A) - Item No.: # 15.03.750



Half overlay (B) - Item No.: # 15.03.750

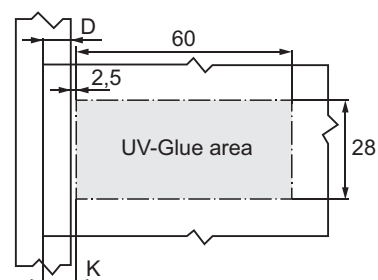
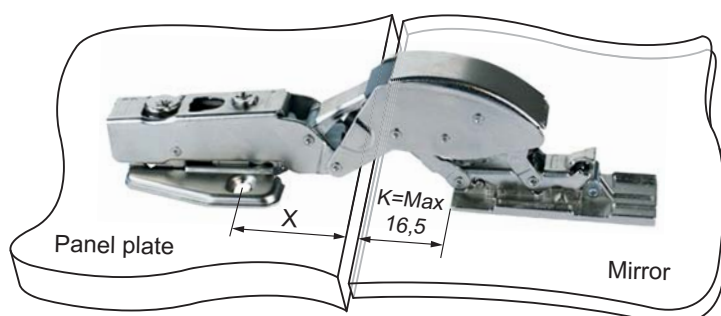


Inset (C) - Item No.: # 15.03.750



H = 0
f/chipboard
screws
Clip-on

Delivered as standard mounting plate with all hinges. Chipboard screws to be ordered separately.



LIFT-OFF BUTT HINGE SS304 FOR UV-GLUE

- high quality furniture fittings

SISO
DENMARK

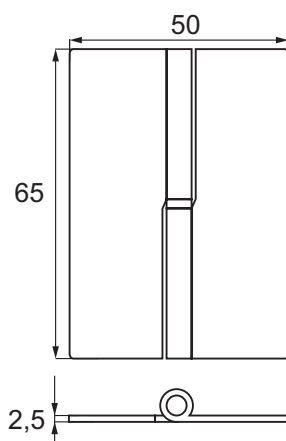
Mounting: By UV-glue B 682-0 from Bohle.
UV-lamp is needed

Material: 2,5 mm stainless steel 304 - polished

Hinge size: 65 X 50 mm (H/W)

Function: Inset doors
Max door width 500 mm
Load capacity: 7,5 KG per pair
Opening angle 270°
Glass thickness: 4-8 mm

Right hand: # 15.13.590
Left hand: # 15.13.600



Right hand

BUTT HINGE SS304 FOR UV-GLUE

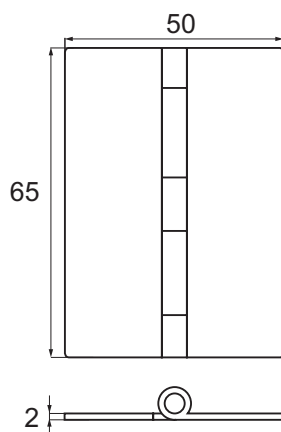
Mounting: By UV-glue B 682-0 from Bohle.
UV-lamp is needed

Material: 2 mm stainless steel 304 - polished

Hinge size: 65 x 50 mm (H/W)

Function: Inset doors
Max door width 500 mm
Load capacity: 7,5 KG per pair
Opening angle 270°
Glass thickness: 4-8 mm

Item No: # 15.13.105



GLASS DOOR HINGE BRASS FOR UV-GLUE

Mounting: By UV-glue B 682-0 from Bohle
UV-lamp is needed

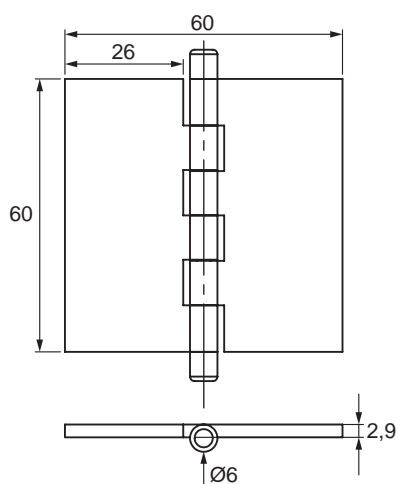
Material: 2,9 mm Brass - Chrome Plated

Hinge size: 60 x 60 mm (H/W)

Function: Inset doors
Max door width 500 mm

Load Capacity: 7,5 Kg per pair
Opening: 270°
Glass thickness: 4-8 mm

Finish: Chrome Plated (CPL) # 15.13.110
SS-Look (nickel brushed) # 15.13.111



PIVOT HINGE FOR UV GLUE, SS-304

Description:

Pivot hinge for UV-glue, max 12 mm glass thickness, max load cap. 10 kg per pair.

A threaded pin in the hinge allows the door to be removed after gluing.

Finish:

Brushed SS-304

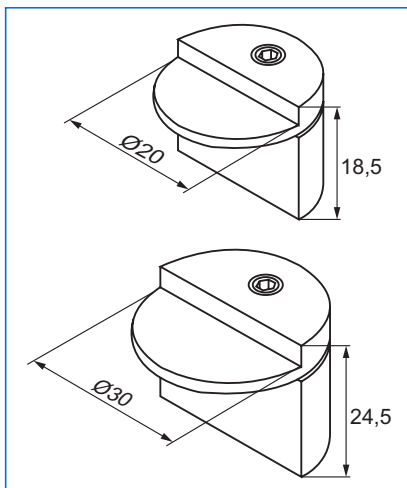
Item No:

Pivot Hinge \varnothing 20 mm

15.06.015

Pivot Hinge \varnothing 30 mm

15.06.016



PIVOT HINGE FOR UV GLUE, SS-304

Description:

Pivot hinge for UV-glue, 6-10 mm glass thickness, 180°, max load cap. 5 kg per hinge.

For the door a lateral overhang of at least 28 mm must be considered on the cabinet.

Finish:

Brushed SS-304

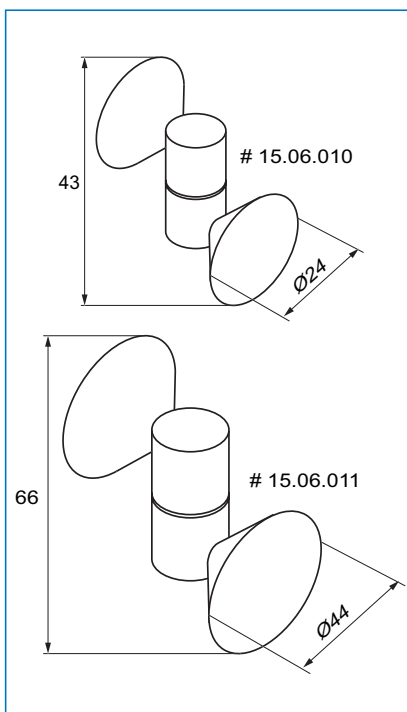
Item No:

Pivot Hinge \varnothing 24 mm

15.06.010

Pivot Hinge \varnothing 44 mm

15.06.011



MAGNETIC CATCH FOR UV GLUE, SS-304

Description:

Magnetic catch for UV glue, magnetic locking-force 2 kg.

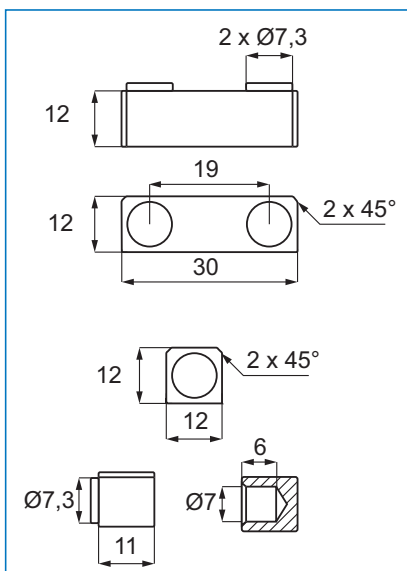
Finish:

Brushed SS-304

Item No:

Magnetic catch 30x12x12 mm # 22.01.140

Magnetic catch 11x12x12 mm # 22.01.145



GLASS DOOR HINGE 11.300 - NO DRILLING

- high quality furniture fittings

MODEL

No. 11.300

inset doors

Material:

Steel # 15.06.036
Chrome plated # 15.06.036
Black anodized # 15.06.037
Alu finish # 15.06.038

Mounting:

Top + Bottom
Inset Doors, max 4-6 mm
Complete with nylon bushings

Front plate:

Size: 50 x 23 mm - polished

Packing:

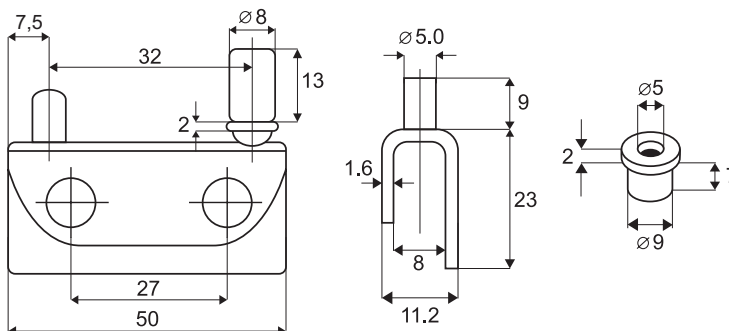
Each pair (Right + Left)
is packed in a polybag complete
with bushings & steel screws w/soft tip

BALL CATCH # 15.06.076

Material: Brass

Size: Ø 8 mm x 13 mm

Optional, to be ordered separately



GLASS DOOR HINGE 11.561 - NO DRILLING

MODEL

No. 11.561

inset doors

Material:

SteelChrome plated # 15.06.096
Black anodized # 15.06.095
Alu finish # 15.06.098

Mounting:

Top + BottomInset Doors, max 5 mm.
Complete with nylon bushings, steel
screws

Front plate:

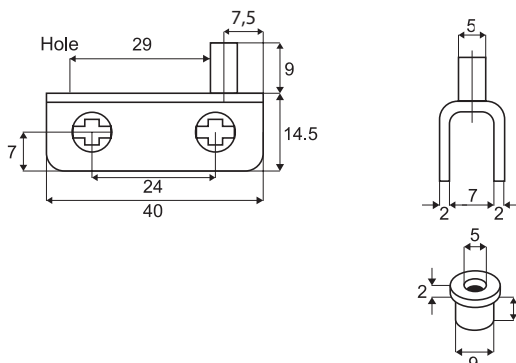
Size: 40 x 14,5 mm

Optional, to be ordered separately

BALL CATCH # 15.06.076

Material: Brass

Size: Ø 8 mm x 13 mm



GLASS PIVOT HINGE "STAINLESS STEEL" - NO DRILLING

MODEL "SMALL"

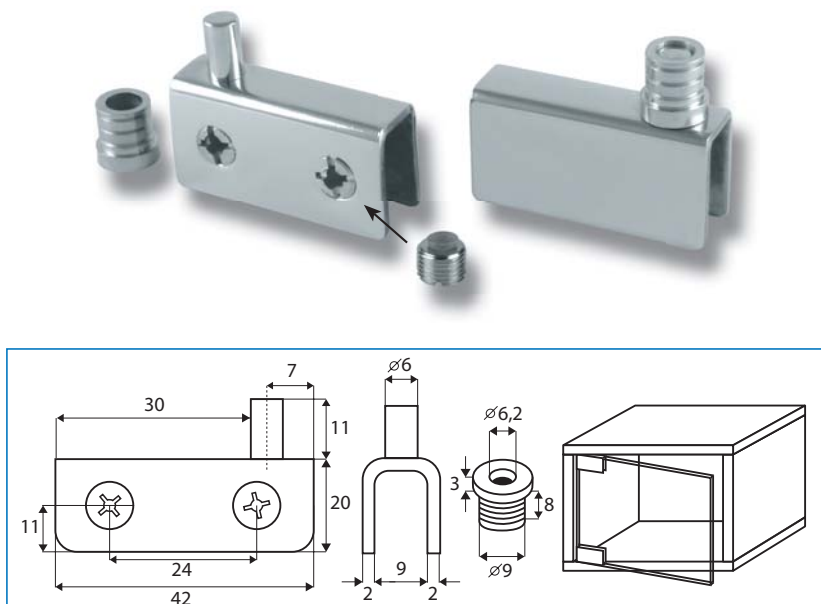
Mounting:
Inset doors. Complete with brass
bushings & soft tip screws

Material:
2 mm stainless steel, polished

Hinge size: 42 x 20 x 13 mm (W/H/D)
Bushing size: $\varnothing 9 \times 8$ mm
Glass thickness: 6 mm

Item No. # 15.06.060

Packing:
70 pairs per carton



MODEL "MEDIUM"

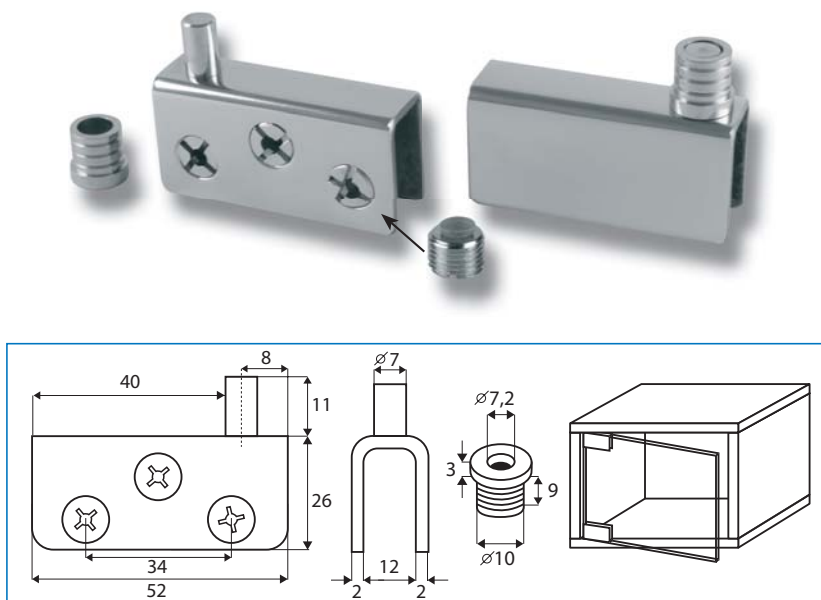
Mounting:
Inset doors. Complete with brass
bushings & soft tip screws

Material:
2 mm stainless steel, polished

Hinge size: 52 x 26 x 16 mm (W/H/D)
Bushing size: $\varnothing 10 \times 9$ mm
Glass thickness: 8 mm

Item No. # 15.06.062

Packing:
70 pairs per carton



MODEL "LARGE"

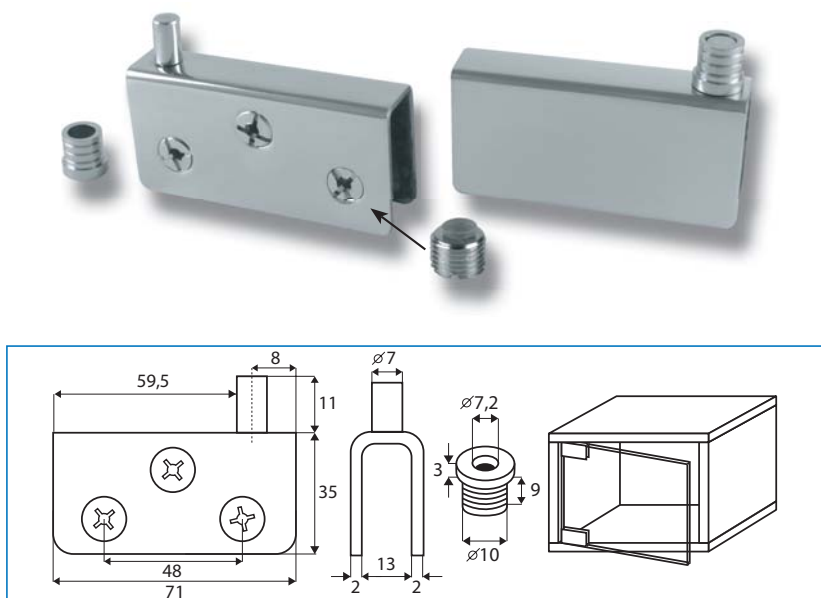
Mounting:
Inset doors. Complete with brass
bushings & soft tip screws

Material:
2 mm stainless steel, polished

Hinge size: 71 x 35 x 17 mm (W/H/D)
Bushing size: $\varnothing 10 \times 9$ mm
Glass thickness: 10 mm

Item No. # 15.06.064

Packing:
70 pairs per carton



GLASS PIVOT HINGE "BRASS" - NO DRILLING

- high quality furniture fittings

SISO
DENMARK

Mounting: Inset doors. Complete with brass bushings & soft tip screws

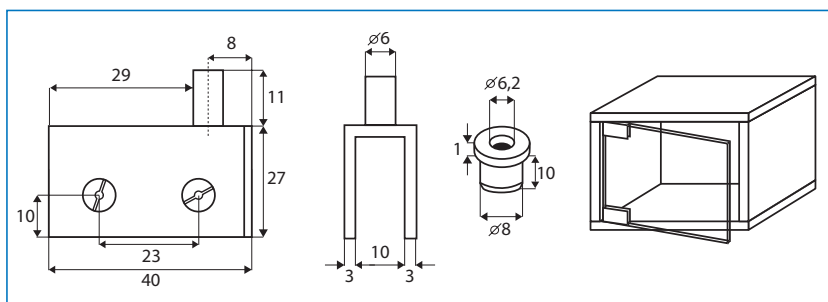
Material: 3 mm brass

Hinge size: 42 x 27 x 16 mm (W/H/D)

Bushing size: Ø 8 x 11 mm

Glass thickness: 4 - 8 mm

Chrome plated # 15.06.070
Alu finish # 15.06.071



GLASS DOOR HINGE A-11 - NO DRILLING

MODEL NO. A-11

w/Catch inset doors

Material: Zamak
Chrome plated # 15.06.126
Brass plated # 15.06.120
Black anodized # 15.06.127

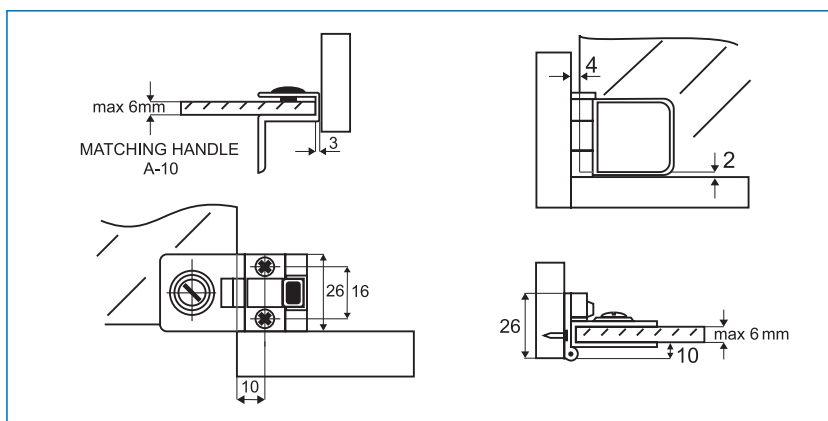
Mounting: Inset doors, max 5-6 mm
Side fixation

Front plate: Size: 25 x 25 mm - framed & sparkled

Packing: Each pair (Right + Left) incl. pads/cushions is packed in a polybag
200 pairs per box



(Optional)



GLASS DOOR HINGE D-13/2 - NO DRILLING

MODEL w/Catch
NO. D 13/2 inset doors

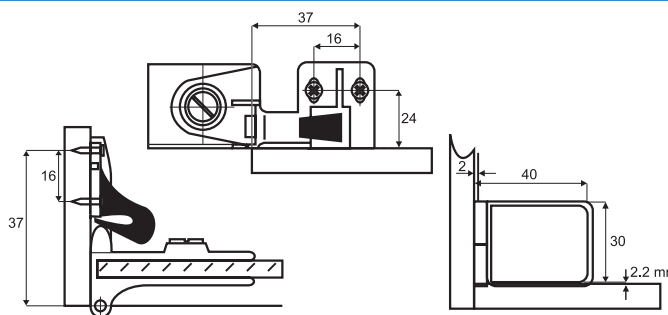
Material:	Zamak
Chrome plated	# 15.06.102
Bronze plated	# 15.06.103

Mounting:
Inset doors, max 5 mm

Front plate:
Size 40 x 30 mm
sparkled

Packing:

Each pair (right + left) incl. pads/cushions
is packed in a polybag
50 pairs per box
200 pairs per export carton



GLASS DOOR HINGE D-16 - NO DRILLING

MODEL **w/Catch**
D-16 **OVERLAY DOORS**

Material:
Zamak

Finish

Chrome plated	# 15.06.415
Brass plated	# 15.06.410

Mounting:

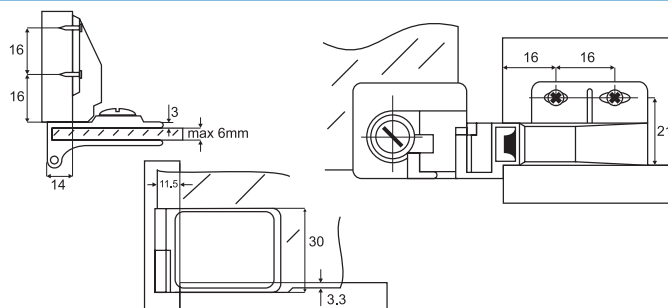
Overlay doors, max 5 mm

Front plate:

Size: 40 x 30 mm, sparkled

Packing:

Each pair (Right + Left)
incl. pads/cushions is packed
in a polybag
150 pairs per box



GLASS DOOR HINGE C-13 CENTER - NO DRILLING

MODEL **w/Catch**
C-13 **INSET DOORS**

Material:	Zamak	L/R
Chrome plated	# 15.06.311/321	
Brass plated	# 15.06.310/320	
Black anodized	# 15.06.313/323	

Mounting:

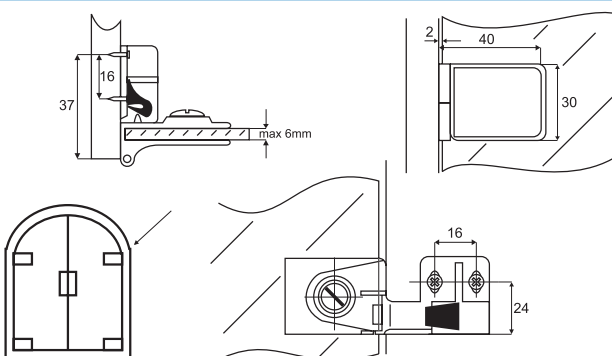
Inset doors, max 5 mm
Centre- or Top fixation for
rounded doors

Front plate:

Size: 40 x 30 mm - framed
& sparkled

Packing:

100 pairs per box
400 pairs per export carton



MAGNETIC TOUCH LATCHES

- high quality furniture fittings

SISO
DENMARK

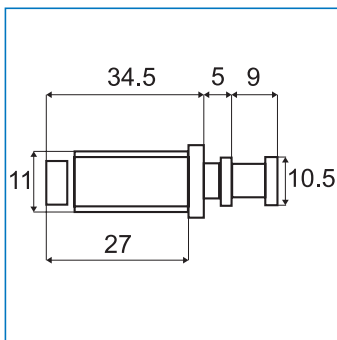
MAGNETIC TOUCH LATCH

Knock in type
- No striker included

Finish: Black Plastic # 22.01.095
Bore: Ø 11 x 38 mm

Packing

350 pcs per box
2800 pcs per export carton



MAGNETIC TOUCH LATCH

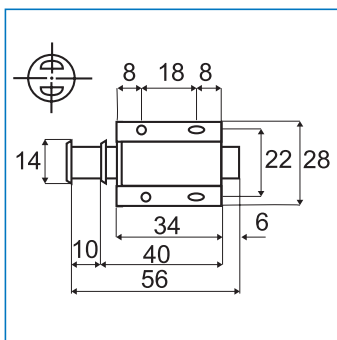
- SINGLE

Screw on - No striker included
- round type

Finish: black plastic # 22.01.070
Fixation: c.c. 22 mm

Packing

250 pcs per box
1000 pcs per export carton



MAGNETIC TOUCH LATCH

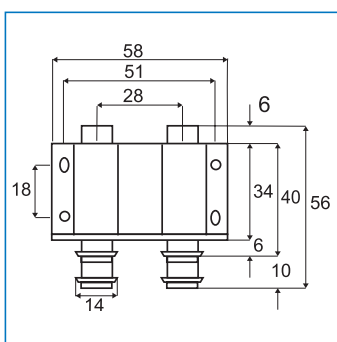
- DOUBLE

Screw on - no striker included
- round type

Finish: black plastic # 22.01.088
Fixation: c.c. 18 mm/51 mm

Packing

500 pcs per box



MAGNETIC TOUCH LATCH

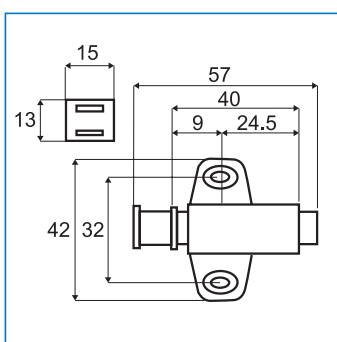
- SINGLE

Screw on - no striker included
- square type

Finish: black plastic # 22.01.075
Fixation: c.c. 32 mm

Packing

250 pcs per box
1000 pcs per export carton



MAGNETIC TOUCH LATCH

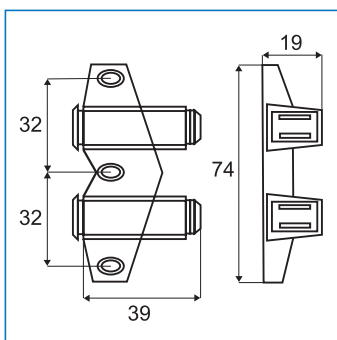
- DOUBLE

Screw on - no striker included
- square type

Finish: black plastic # 22.01.087
Fixation: c.c. 32 mm/64 mm

Packing

125 pcs per box
500 pcs per export carton



TOUCH LATCHES "PUSH-TO-OPEN"

MAGNET TOUCH LATCH "SLIM" W/STRIKER

Application: Push-to-open touch latch for doors and drawers with magnet & striker. Suitable for wood & glass fronts

Material: Black ABS, White ABS, Grey ABS RAL 7040


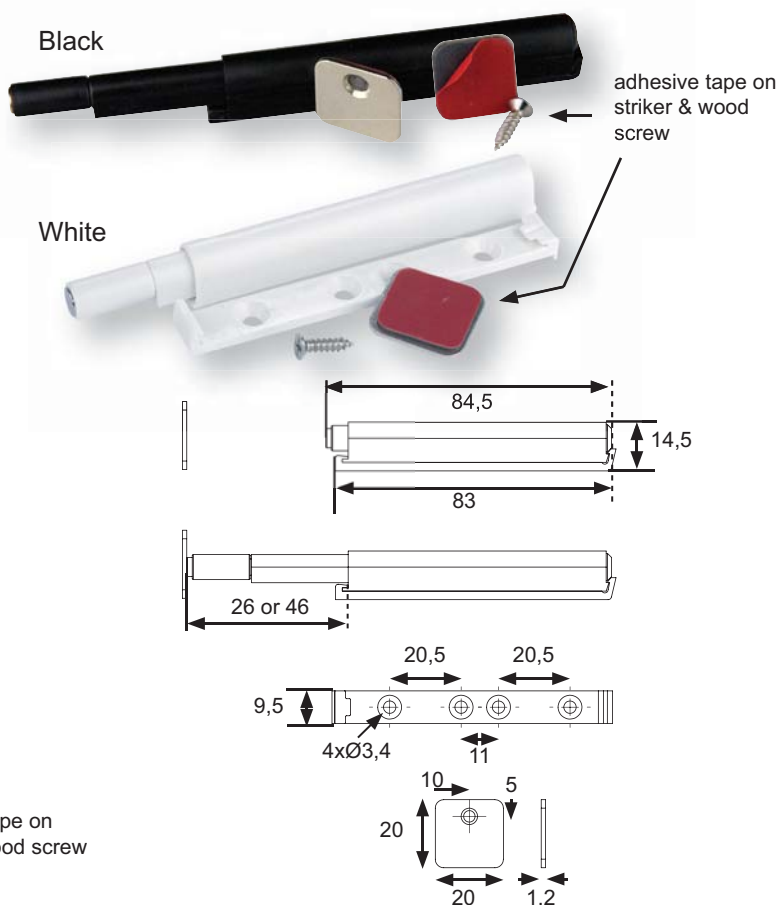
Overall size: 84,5 mm x 14,5 mm

Extended: 105 mm

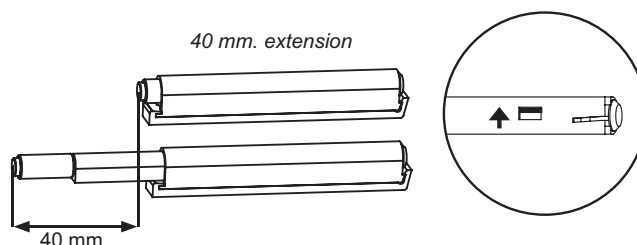
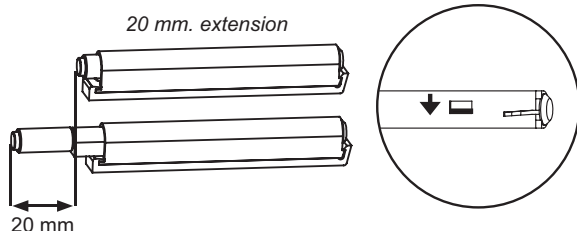
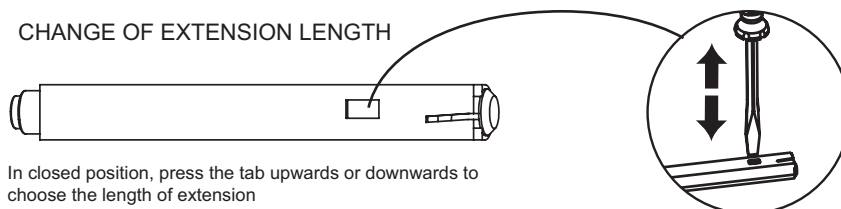
Item No.:
22.01.104 (White)
22.01.105 (Black)
22.01.106 (Grey)

Incl. Steel striker 20 x 20 mm with adhesive tape for glass fixing & screw hole for wood fixing.

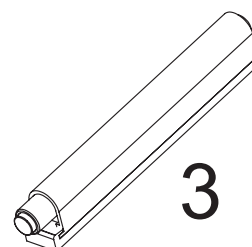
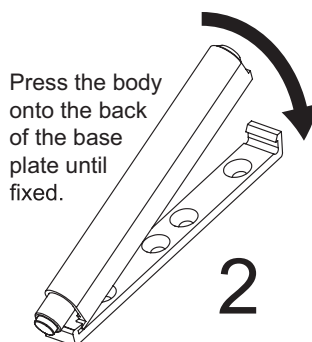
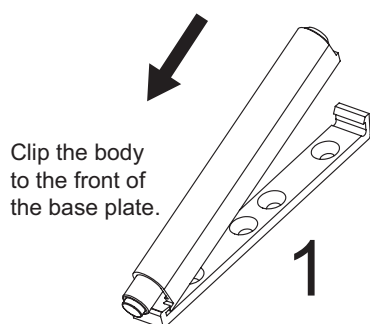
Screws to be ordered separately



CHANGE OF EXTENSION LENGTH



Mounting of latch

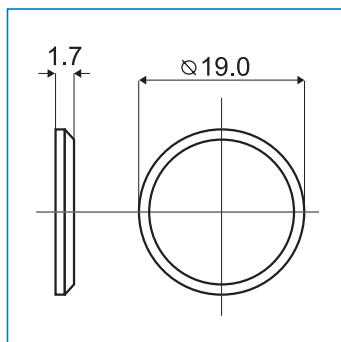


ROUND STRIKER - SELF ADHESIVE

For Rigid Fixation
- Stick On Type

Material: Steel
Nickel plated
Diameter: Ø 19 mm

22.01.118



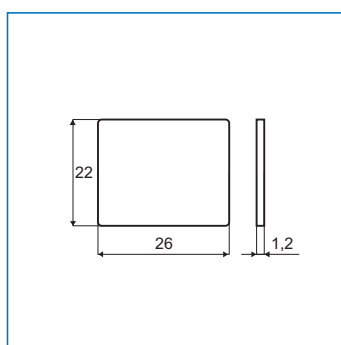
SQUARE STRIKER - SELF ADHESIVE

For Rigid Fixation
- Stick On Type

Material: Steel
Nickel plated

22.01.127

Size: 26 x 22 mm



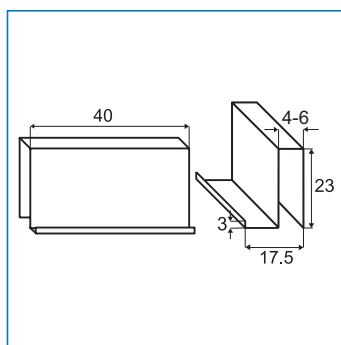
CATCH PLATE - GLASS

with Handle & Pad
Size: 23 x 40 mm
4-6 mm glass thickness

Material: Steel
Chrome plate # 22.03.015
Black anodized # 22.03.016
Brass plated # 22.03.017

Packing

200 pcs per box
1000 pcs per export carton



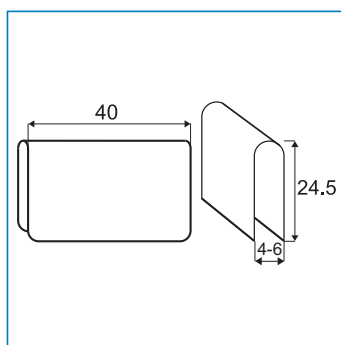
CATCH PLATE - GLASS

With Pad
Size: 40 x 25 mm
4-6 mm glass thickness

Material: Steel
Black anodized # 22.03.111
Chrome plated # 22.03.115

Packing

200 pcs per box
1000 pcs per export carton



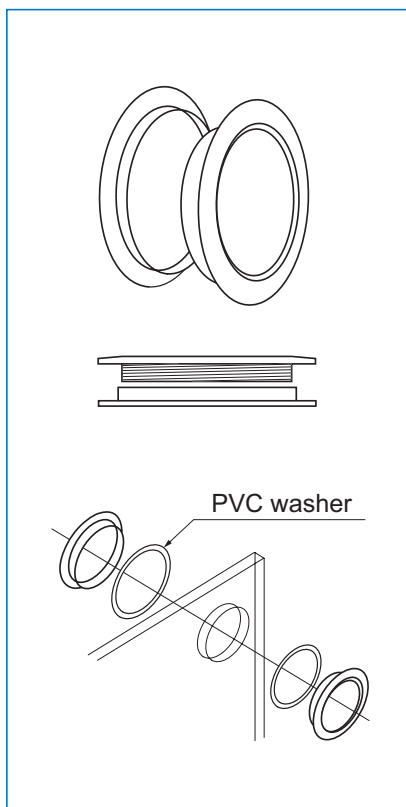
GLASS DOOR PULL F/SLIDING DOORS

GLASS DOOR PULL FOR SLIDING DOORS

Material: Brass
Ø30 x 9 mm - bore Ø26 mm
Finish:
 Chrome plated # 17.40.100
 Alu finish # 17.40.101
 Polish brass # 17.40.103
 Satin brass # 17.40.104

Material: Brass
Ø43 x 9 mm - bore Ø35 mm
Finish:
 Chrome plated # 17.40.110
 Matt nickel # 17.40.112

For glass thickness 4 - 8 mm

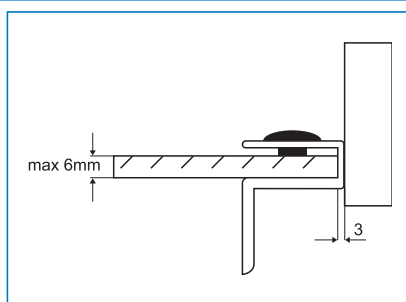


GLASS DOOR HANDLE - NO DRILLING

MODEL A10

No Drilling, F/Single doors.

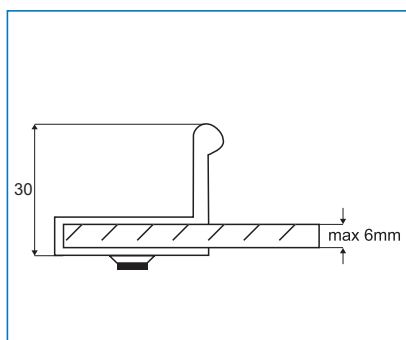
Material: Zamak
Item No.
 Chrome plated # 17.40.032
 Brass plated # 17.40.030
 Black Anodized # 17.40.031



MODEL D-12/2

No Drilling, F/Single doors.

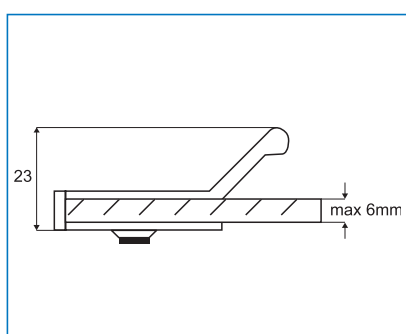
Material: Zamak
Finish: Sparkled
Item No.
 Black anodized # 17.40.017



MODEL D-120

No Drilling, F/Double doors.

Material: Zamak
Finish: Sparkled
Item No.
 Brass plated # 17.40.040
 Bronze plated # 17.40.042



MIRROR SCREWS W/CAP

- high quality furniture fittings

Application:

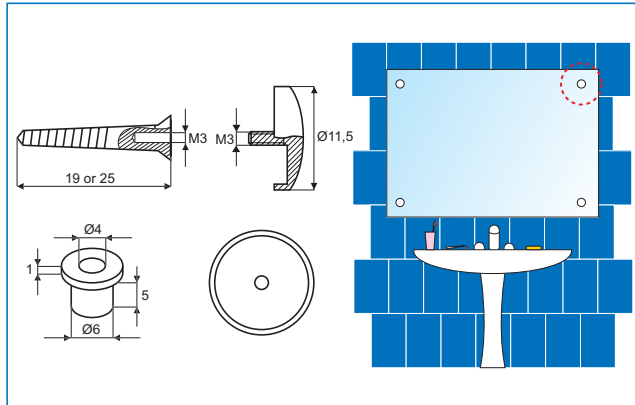
Fixing of mirrors.
Drilling in glass required.

Consists of:

Steel NPL screw,
plastic bushing & brass cover cap.

Ø4 x 19 mm screw. Ø11,5 mm cap
Chrome plated # 22.05.140

Ø4 x 25 mm screw. Ø11,5 mm cap
Chrome plated # 22.05.145



MIRROR OR GLASS CLIP

Application:

For safe mounting of mirrors or other
glass panels of 4 mm thickness.

Material:

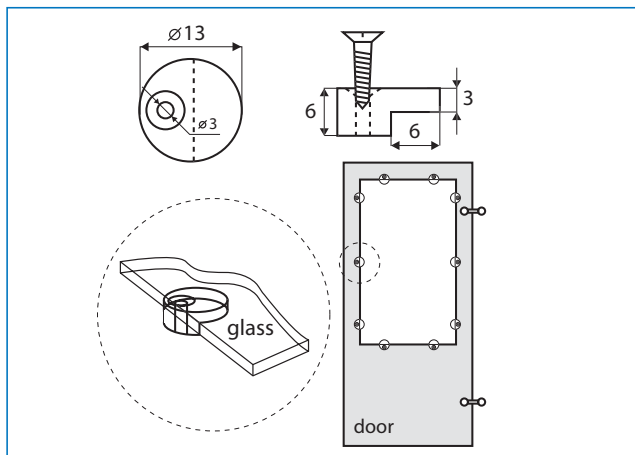
Plastic transparent

Screw holes: Ø3 mm

Item No.: # 22.05.200

Option:

Also available for other glass thickness
upon special request or inquiry.
Other colour available.



MIRROR CLIPS W/SPRING

Application:

Fixing of mirrors.
No drilling in glass required.

Consists of:

2 spring loaded top clips
& 2 fixed bottom clips.

Glass thickness: 5 - 6 mm

Screw holes: Ø5 mm

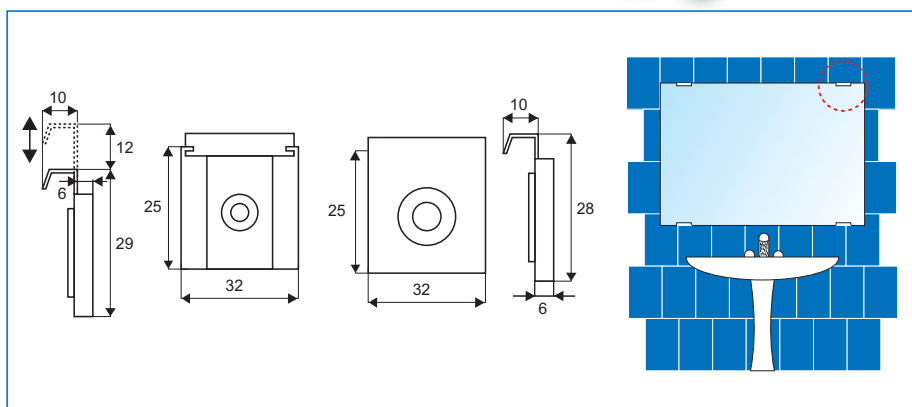
Finish:

Steel, nickel plated # 22.05.100
Stainless steel 304 # 22.05.105

Packing:

400 sets per carton

W/screws and wall plugs



SIGNBOARD SCREWS "ALU"

Application

Mounting of signboards, mirrors etc.

Material

Aluminium

Mounting

Ø 4 mm screw hole

Ø 13 x 13 mm

Panel thickness: 2 - 6 mm

Anodized	# 22.11.110
Red	# 22.11.111
Blue	# 22.11.112
Gold	# 22.11.113
Black	# 22.11.114
Alu polished	# 22.11.115

Ø 13 x 19 mm

Panel thickness: 2 - 8 mm

Anodized	# 22.11.120
Red	# 22.11.121
Blue	# 22.11.122
Gold	# 22.11.123
Black	# 22.11.124
Alu polished	# 22.11.125

Ø 19 x 25 mm

Panel thickness: 2 - 12 mm

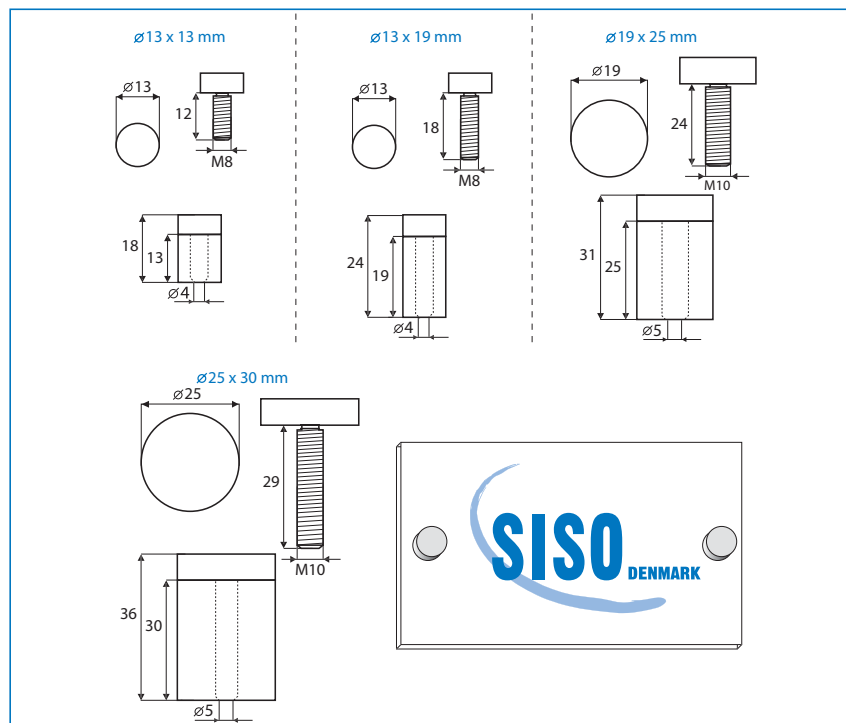
Anodized	# 22.11.130
Red	# 22.11.131
Blue	# 22.11.132
Gold	# 22.11.133
Black	# 22.11.134
Alu polished	# 22.11.135

Ø 25 x 30 mm

Panel thickness: 2 - 12 mm

Anodized	# 22.11.140
Red	# 22.11.141
Blue	# 22.11.142
Gold	# 22.11.143
Black	# 22.11.144
Alu polished	# 22.11.145

All signboard screws are supplied w/2 transparent washers



SIGNBOARD SCREW "SS" W/CSK HEAD

Application

Mounting of signboards, mirrors etc.

Features

Counter sunk head with snake eyes

Material

Stainless steel 304

Mounting

8 x 14 mm screw hole

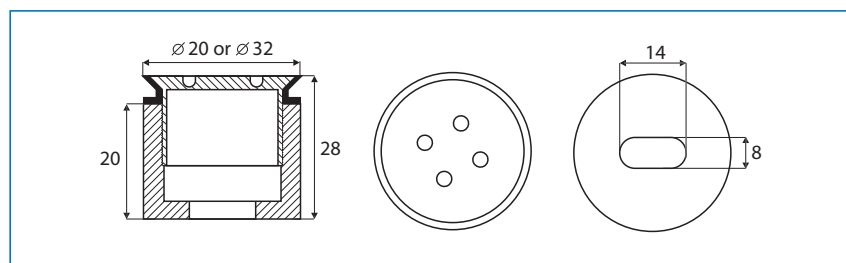
Ø 20 x 28 mm

Panel thickness: 8 - 12 mm
SS 304 # 22.11.150

Ø 32 x 28 mm

Panel thickness: 8 - 12 mm
SS 304 # 22.11.152

All signboard screws are supplied with black plastic washers



SIGNBOARD SCREWS

- high quality furniture fittings

SISO
DENMARK

Application

Mounting of signboards, mirrors etc.

Material

Brass

Mounting

ø4 mm screw hole

ø 13 x 19 mm

Panel thickness: 2 - 10 mm

Chrome plated # 22.11.000

SS-look # 22.11.001

Alu finish # 22.11.002

ø 19 x 25 mm

Panel thickness: 2 - 15 mm

Chrome plated # 22.11.050

SS-look # 22.11.051

ø 25 x 25 mm

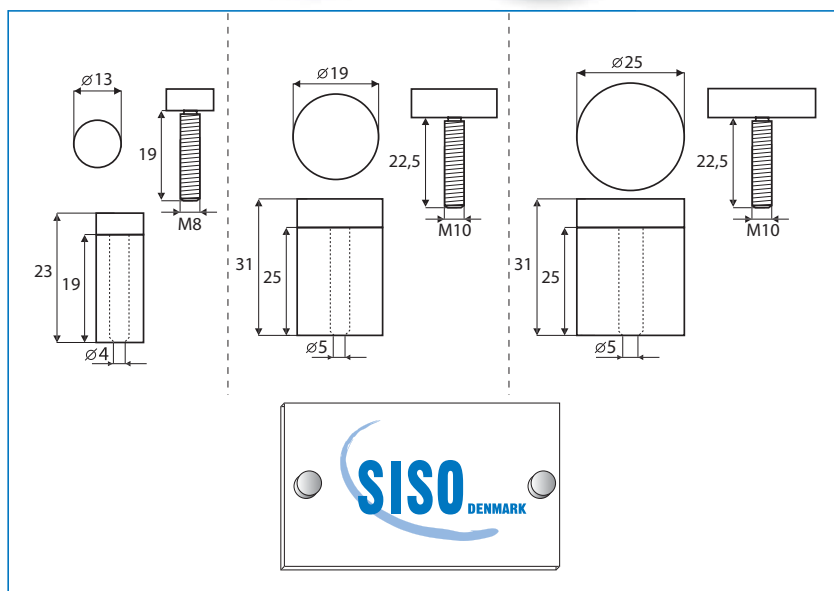
Panel thickness: 2 - 15 mm

Chrome plated # 22.11.100

SS-look # 22.11.101

Alu finish # 22.11.102

All signboard screws are supplied
w/2 transparent washers



SIGNBOARD HOLDERS

Application

Mounting of signboards, mirrors etc.

Material

Brass

Mounting

ø4 mm screw hole

ø 25 x 20 mm

Panel thickness: 6 mm

Chrome plated # 22.11.200

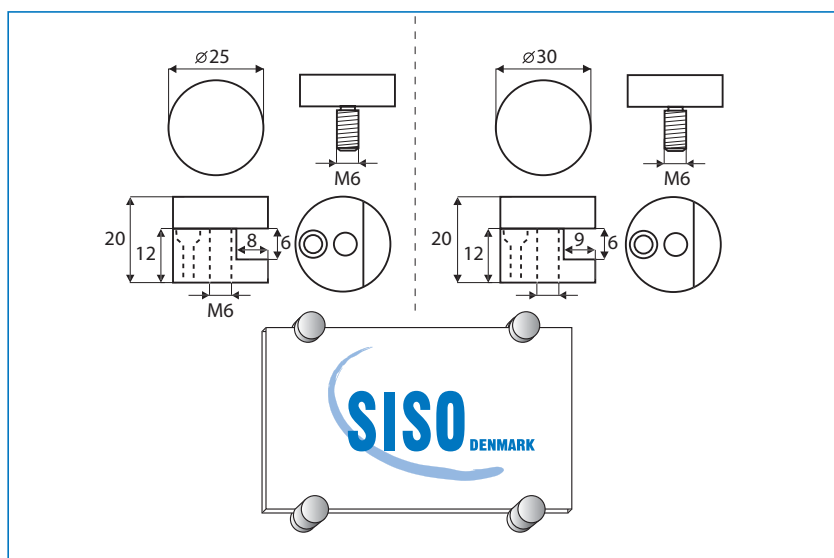
SS-look # 22.11.201

ø 30 x 20 mm

Panel thickness: 6 mm

Chrome plated # 22.11.210

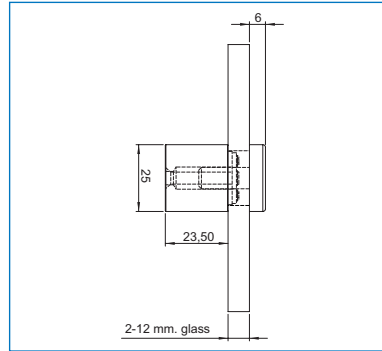
SS-look # 22.11.211



ALU SIGN BOARD SCREWS W/LED LIGHT

Alu sign board screws w/LED light

F/ 2- 12 mm glass or acrylic plates
White or blue light incl. 2 mtr. LED cable
Transformer with 150 cm cable w/euro-plug
Size ø 25 x 25 mm.
Polished chrome or alu-look finish
In sets of 2 or 4 sign board screws



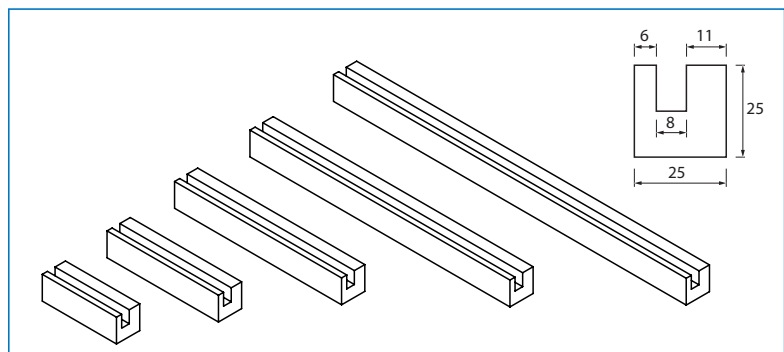
Quantity:	Finish:	Led light:	Item No.:
Set of 2 pieces	Chrome	Blue	# 22.11.316
Set of 2 pieces	Chrome	White	# 22.11.318
Set of 2 pieces	Alu	Blue	# 22.11.321
Set of 2 pieces	Alu	White	# 22.11.323
Set of 4 pieces	Chrome	Blue	# 22.11.331
Set of 4 pieces	Chrome	White	# 22.11.333
Set of 4 pieces	Alu	Blue	# 22.11.336
Set of 4 pieces	Alu	White	# 22.11.338



ALU CLAMPS W/LED LIGHT

Alu clamps w/LED light

F/ 8mm glass or acrylic plates
White light incl. 2 mtr. LED cable
Transformer with 150 cm cable w/euro-plug
Size from 80 mm to 380 mm.
Polished chrome or alu-look finish



Size:	Finish:	Led light:	Item No.:
80 mm	Chrome	White	# 22.11.300
80 mm	Alu finish	White	# 22.11.302
120 mm	Chrome	White	# 22.11.303
120 mm	Alu finish	White	# 22.11.305
180 mm	Chrome	White	# 22.11.306
180 mm	Alu finish	White	# 22.11.308
280 mm	Chrome	White	# 22.11.309
280 mm	Alu finish	White	# 22.11.311
380 mm	Chrome	White	# 22.11.312
380 mm	Alu finish	White	# 22.11.313



ALUMINIUM SHELF W/LED & GLASS PLATE

- high quality furniture fittings

Specifications

Tempered frosted 8mm glass plate
White LED lamps – 6000K
From 450 to 1200 mm length.
Complete with 1,5 m cable (no plug)
Maximum load 3 kg
Built-in grey on/off switch
LED driver built into the profile. Input: 200 - 240V, 50 Hz.
IP20 rated, RoHS complaint & CE certified

Item No.:

450 x 175 x 70 mm	24 SMD LEDs – 2,0w	# 22.02.710
500 x 175 x 70 mm	27 SMD LEDs – 2,2w	# 22.02.711
600 x 175 x 70 mm	33 SMD LEDs – 2,7w	# 22.02.712
900 x 175 x 70 mm	51 SMD LEDs – 4,1w	# 22.02.713
1200 x 175 x 70 mm	69 SMD LEDs – 5,6w	# 22.02.714



ALUMINIUM PROFILE WITHOUT LED & GLASS PLATE

Item No.:

450 x 175 x 70 mm	F/8 x 443 mm glass	# 22.02.701
500 x 175 x 70 mm	F/8 x 493 mm glass	# 22.02.702
600 x 175 x 70 mm	F/8 x 593 mm glass	# 22.02.703



SUCTION PADS & BUMPERS

BUMBER DISCS – SELF ADHESIVE

Material

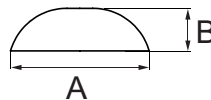
PVC, transparent color

Application

Self adhesive bumpers are the ideal solution to avoid scratching surfaces, prevent objects from skidding or vibrating, cushioning the closing of doors and drawers & equalizing height differences

Tip

Avoid using the bumper discs for at least 24 hours after mounting to guarantee maximum adhesion



Item number	Color	A diameter	B height
# 10.39.010	Transparent	Ø7	1,5 mm
# 10.39.015	Transparent	Ø8	1,6 mm
# 10.39.020	Transparent	Ø10	1,5 mm
# 10.39.030	Transparent	Ø10	3,0 mm
# 10.39.040	Transparent	Ø13	4,0 mm



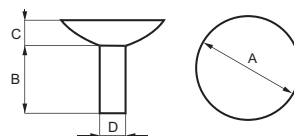
SUCTION PADS W/HOLLOW PIN

Material

PVC, transparent color

Application

For glass table tops
Hollow pin



Item number	A diameter	B height	C height	D diameter
# 10.38.210	Ø15	10 mm	4 mm	Ø6
# 10.38.220	Ø20	8,5 mm	6,5 mm	Ø6



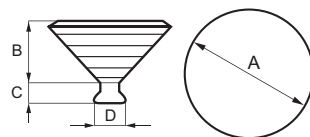
SUCTION PADS W/BALL PIN

Material

PVC, transparent color

Application

For glass table tops
Ball pin



Item number	A diameter	B height	C height	D diameter
# 10.38.310	Ø20	10 mm	4 mm	Ø6
# 10.38.312	Ø30	13 mm	5 mm	Ø8



STAINLESS STEEL DISCS F/TABLE LEGS F/UV GLUE

Description:

To be used with table legs mounted on glass table tops

For legs with M8 bolt

Item No:

Ø 38 x 10,5mm	# 06.10.064
Ø 50 x 10,5mm	# 06.10.065
Ø 60 x 10,5mm	# 06.10.080

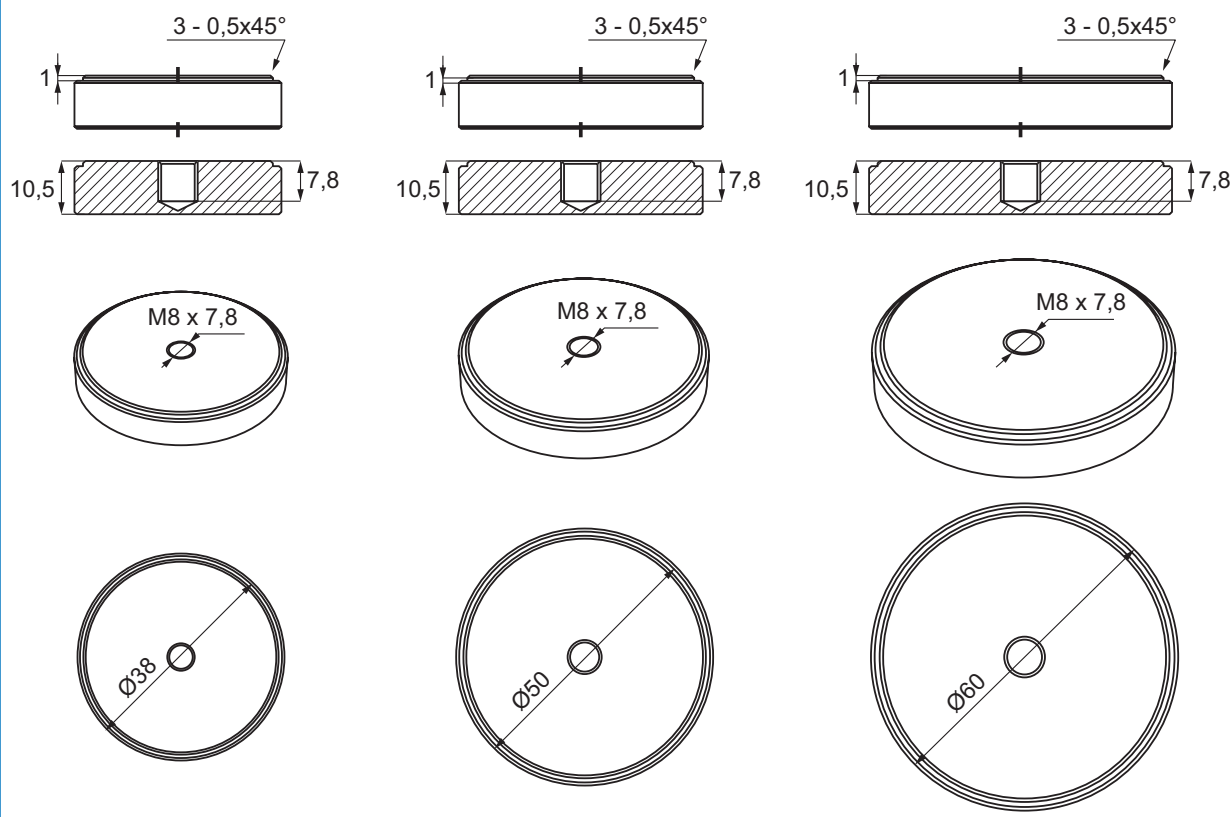


TABLE LEG F/GLASS TABLE TOPS

Application

Table legs for glass table tops.
With adjustable glide.

Mounting

UV-Glue

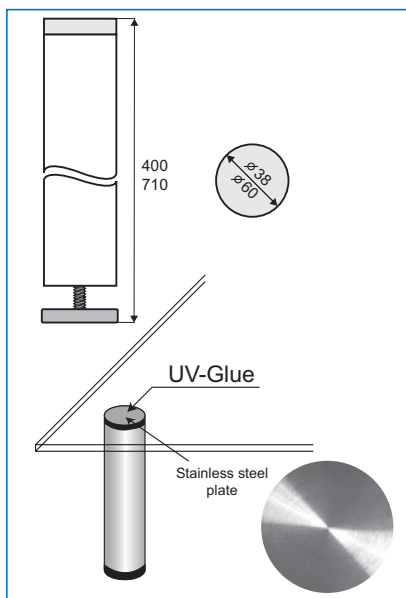
Material

Steel, chrome plated legs
Stainless steel mounting plate
Black plastic adjuster

Ø38 x 400 mm	# 06.10.070
Ø60 x 710 mm	# 06.10.100

Packing

4 legs = 1 set



TWISTER - THE LEG CONNECTOR

- high quality furniture fittings

SISO
DENMARK




The "Twister" leg connector is designed for installing a leg in any position from 0 – 20 degrees – one way, simply by twisting the leg tightly onto the connector plate. May be used on tables, cabinets, beds, sofas ect. wherever a leg is needed.

"Twister" gives the possibility to change the design on the furniture whenever there is a demand. Furthermore it may be used as a height adjuster/leveller in case of uneven floors. Adjustable up to 40mm when changing the angle from 0 – 20 degrees. "Twister" is designed for maximum leg diameter of 50mm and M8 bolt.

The round sliding plate and body are made of black reinforced ABS. The internal part is made of steel.

Danish design by SISO & Jesper Møller Hansen.
Pat. Pending in EU & US.

Wood top mounting



Glass top mounting
w/aluminium disc & UV-glue
(Leg: customer provided)



WOOD TOP MOUNTING

Material:
Reinforced ABS & steel

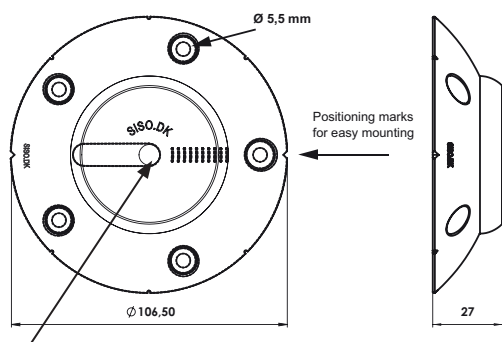
Total size:
Ø106,5 x 27 mm

Screw holes:
Ø5,5 mm

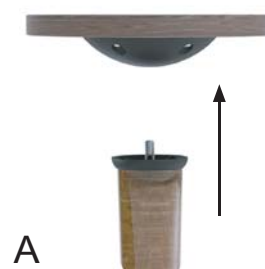
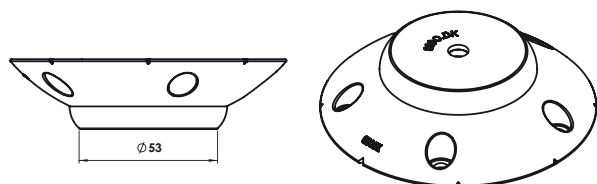
Item No.:
06.11.100

Packing:
1 pce pr. inner box

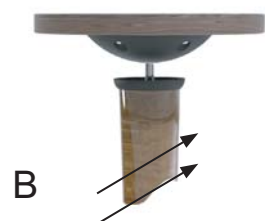
Screws and hangerbolt to be bought separately.



M8 thread



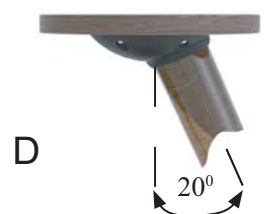
A



B



C



D



E

GLASS TOP MOUNTING W/ALUMINIUM DISC & UV-GLUE

For glass top mounting by use of Twister connector combined with an aluminium disc.

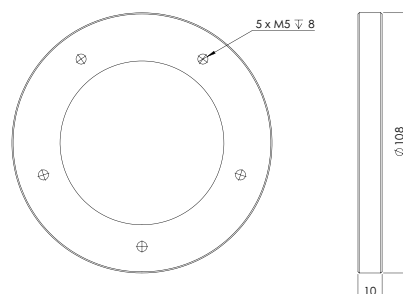
Material:
Aluminium

Size:
Ø108 x 10 mm, For screws M5 x 8mm

Item No.:
06.11.121

Fixing screws and Twister connector to be ordered separately.

The aluminium disc is glued to the glass by use of Bohle UV-Glue B 682-0. UV-lamp is needed.



SHELVING LEG SYSTEM "THE POST"

- high quality furniture fittings

"The Post"

Shelving leg system.

Can be used for shelving, storage or display purposes. Office shelves, desk shelf, shop fittings, movable trade fair displays, entertainment centres.

Easy assembly and dis-assembly

Reconfigurable

Mounting clip for wood	Zamak Aluminium finish	# 22.30.000
Foot plug	Black plastic	# 22.30.001
Mounting plug clip	Black plastic	# 22.30.002
Mounting plate for glass	Stainless Steel	# 22.30.003
Aluminium bar of 2 meters	Aluminium anodized	# 22.30.004

Mounting instruction for glass tops

The stainless steel plate is first glued to the zamak mounting clip by use of BOHLE UV-Glue B 682-0 together with BOHLE UV-Activator B 953-0. UV-lamp is not needed.

After the 2 parts are glued together the stainless steel plate is glued to the glass plate by use of BOHLE UV-Glue B 682-0. UV-lamp is needed.

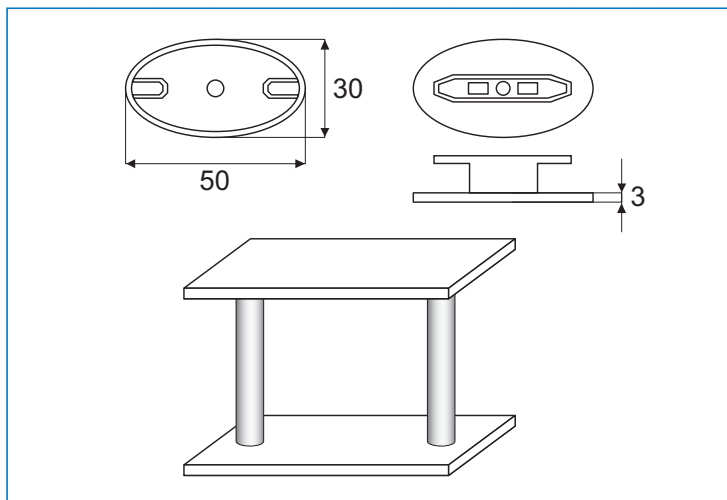

The Post - Connector detail



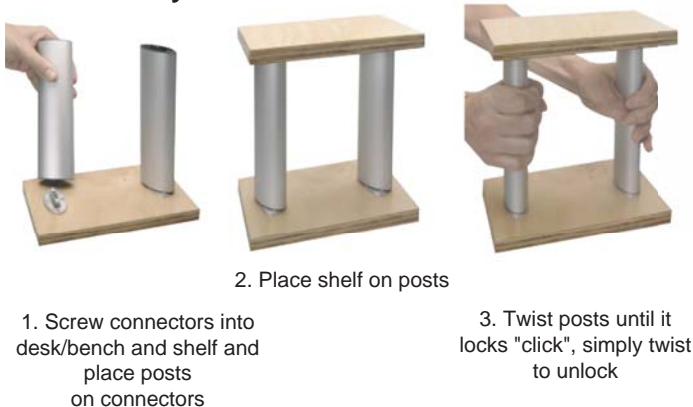
Kitchens




Extrusion illustration of The Post



Assembly



The Post for glass



- high quality furniture fittings



- high quality furniture fittings

Item No.: 99.00.020-0

25.03.2019

SISO A/S

Mileparken 11 Phone: (+45) 45 830 900
DK - 2740 Skovlunde (Copenhagen) Fax: (+45) 45 830 444
Denmark E-mail: siso@siso.dk Web: www.siso.dk